

A= Urgent  
 B= Necessary  
 C= Nice to Have

FY as per CIP request from Departments

Item Number	Agency Ranking	Planning Commission Rankin	item	description	Agency \$ requested	prev \$ budgeted	FY26 approved not funded	FY27	FY28	FY29	FY30	FY31	FY 27 Total \$ per CIP committee	notes
<b>Sheriff's Office</b>														
A			replace 4 vehicles	annual vehicle replacements 4@\$32500	191,684		311,529	191,684	-	-	-	-	-	capital reserve fund
B			planned HVAC system replacements	replace aging HVAC at Sheriff's Office	100,000				100,000				-	capital reserve fund
<b>EMS</b>														
A			Personal Protective Equipem	Personal Protective Equipem	80,000			80,000					-	EMS billings and RSAF 50/50 grant for funding
B			Transport Ventilators	Transport Ventilators	38,000			38,000					-	EMS billings and RSAF 50/50 grant for funding
B			Medic unit replacement	Medic unit replacement	450,000			450,000						fund with EMS billing funds
B			ES-1 replacement	ES-1 replacement	80,000				80,000					fund with EMS billing funds
B			UTV purchase	UTV purchase	60,000				60,000					EMS billings and RSAF 50/50 grant for funding
B			Video Laryngoscope replacements	Video Laryngoscope replacements	40,000				40,000					EMS billings and RSAF 50/50 grant for funding
B			EMS supervisor vehicle replacement	EMS supervisor vehicle replacement	85,000					85,000				fund with EMS billing funds
B			LUCAS device replacements	LUCAS device replacements	55,000					55,000				EMS billings and RSAF 50/50 grant for funding
B			Medic unit replacement	Medic unit replacement	475,000						475,000			fund with EMS billing funds
B			Emergency Serices Complex	Emergency Serices Complex	15,000,000							15,000,000		debt service
<b>Sanitation</b>														
A			Post Office lift station generator	Post Office lift station generator	42,396		48,892	42,396					-	capital reserve fund
A			Callao WWTP building for Vac truck	Callao WWTP building for Vac truck	162,645		160,000	162,645					-	capital reserve fund
A			4x4 truck with camper shell	4x4 truck with camper shell	48,635		47,365	48,635					-	capital reserve fund
A			Reed/Morrison gravity line project	Reed/Morrison gravity line project	192,300		164,500		192,300					capital reserve fund
A			AIR-VAC spare parts	AIR-VAC spare parts	125,866		115,179		125,866					capital reserve fund
B			4x4 truck with camper shell	4x4 truck with camper shell	48,635		47,365		48,635					capital reserve fund
B			Fleeton Vac station upgrade	Fleeton Vac station upgrade	228,401		207,379			228,401				capital reserve fund
B			Blackberry Vac station upgrade	Blackberry Vac station upgrade	60,987		55,762				-	60,987		capital reserve fund
B			Reedville WWTP building maintenance and upgrade	Reedville WWTP building maintenance and upgrade	162,645		160,000					162,645		capital reserve fund
<b>Northumberland Public Schools</b>														
A/B			NES Playground Relocation	Upgrade the existing NES playground surface and all equipmen in phasest. New surface will prevent water build-up. Provide better security fencing around perimeter.	650,000		551,341	85,000	85,000	30,000				part Current Rev, part CIP, CIP only reflected here
A/B			rebuild school bus fleet	rebuild school bus fleet	509,039		260,881	53,924	161,305	57,988	173,463	62,359		lowest cost of options presented
B			NES-NMS-NHS Well Replacement	Abandon second of the two onsite wells due to improper grouting and replace with a new well. This is a DEQ mandate.	535,363	110,000	110,000	99,437	103,116	106,931	110,888	114,991		years 1-5 of a 9 year plan
<b>County Administration &amp; Electoral Board &amp; IT</b>														
B			Reassessment 5 year plan	estimated on current reassessment cost, to spread cost over a 5 year planning phase	500,000			100,000	100,000	100,000	100,000	100,000		
B			upgrade primary andsecondary server stacks	County's in house IT infrastructure	185,760		257,127			185,760				Candidate for a bond?
								1,160,037	996,222	849,080	920,338	15,439,995	- Total for FY 25: - EMS Self-funded - Capital Reserve Funds - PC Suggest County Consider Issuing a Bond 576,587 County CIP Fund as of 2/17/16 305,448 Cigarette Fund as of 2/17/26	

# Northumberland County Draft Capital Improvement Program Project Form

(1) Office/Department  
NORTHUMBERLAND COUNTY SHERIFF'S OFFICE

(2) Project Title  
ANNUAL VEHICLE REPLACEMENT

Urgent	Necessary	Desirable
<input checked="" type="checkbox"/>	<input type="checkbox"/>	<input type="checkbox"/>

Project Priority  
 Year Required 2026

(3) Project Description (include sketches, appraisals, plans, etc.)  
SEE ATTACHED DOCUMENTS

Attachment # 1

(4) Project Justification (includes ramifications if project is not implemented)

Attachement #

(5) Cost (include staffing needs, annual O&M requirements, planning/engineering, equipment/furniture, acquisition, construction)

\$ 191,684.14

(6) Funding Source(s)

Current Revenue _____	Grant (Type) _____
Revenue Bond _____	Loan (Type) _____
General Obligation Bond _____	Special Assesment _____
Capital Reserve Fund <u>✓</u>	Other _____

Requestor JONNA A. BEAUCHAMP Date 11/12/2025

Planning Commission Meeting \_\_\_\_\_  
Date/Time

Planning Commission Comments: \_\_\_\_\_

\_\_\_\_\_

\_\_\_\_\_

\_\_\_\_\_

\_\_\_\_\_

\_\_\_\_\_

# Northumberland County Sheriff's Office

## Vehicle Plan 2026/27 Fiscal Year

2) Rebuilt Marked 2024 Ford Police Interceptor Utility @ 32,500 ea	\$ 65,000.00
2) Rebuilt Unmarked 2024 Ford Police Interceptor Utility @ 32,500 ea	\$ 65,000.00
<b><u>Total vehicle price</u></b>	<b><u>\$ 130,000.00</u></b>
Shipping cost for vehicles 1.50 per mile per vehicle @ 1187 miles	\$ 7122.00
<b><u>Alternate shipping plan #1</u></b>	
Shipping cost for vehicles from vendor (Diamond Mo) to Va State Line @ 778 miles	\$ 4668.00
<b><u>Alternate Shipping plan #2</u></b>	
Shipping cost for vehicles from vendor (Diamond Mo) to halfway point near Crossville Tn @ 600 miles	\$ 3600.00
Gas and food for 4 NCSO Employees 600 miles	\$ 640.00
<b>Total cost for plan #2</b>	<b>\$ 4240.00</b>
<b><u>Alternate Shipping plan #3</u></b>	
Airline flights for 4 NCSO Employees Richmond to Springfield Mo @ 450 ea	\$ 1800.00
Food and Lodging for 4 NCSO Employees for 2 days	\$ 800.00
Gas for 4 vehicles for 1187 miles	\$ 775.00
<b>Total cost for plan #3</b>	<b>\$ 3375.00</b>
<b><u>Upfit and Equipment Costs</u></b>	
2) Marked Unit Upfit and equipment @ 15785.85 ea	\$ 31,571.70
2) Marked Unit Graphics cost @ 675 ea	\$ 1350.00
2) Unmarked Units Upfit and equipment 1) @ 10,091.44	\$ 10,091.44
1) @ 8500.00	\$ 8500.00
1) Single cell prisoner transport and installation 2022 F150 Responder	\$ 2549.00
1) Push bar and installation	\$ 500.00



# Northumberland County Sheriff's Office

## Vehicle Plan 2026/27 Fiscal Year

### Vehicles to be replaced

2020 Ford PIU #4614	Current mileage 87,000	To Spare
2022 Tahoe # 4387	Current mileage 112,000	To Spare
2020 Ford PIU #6008	Current mileage 65,000	To Spare
2016 Ford Explorer #4471	Current mileage 122,000	Surplus

The vehicles listed above will continue to accumulate miles at a rate of approximately 1500 to 2500 miles a month until the requested vehicles can be obtained and placed in-service. Based on prior years timeframes, if the vehicles are obtained in the first couple of weeks in July, they would likely be ready to be placed in-service sometime in October or November. This would accumulate approximately 18,000 to 30,000 miles extra on each vehicle.

# Northumberland County Draft Capital Improvement Program Project Form

(1) Office/Department  
NORTHUMBERLAND COUNTY SHERIFF'S OFFICE

(2) Project Title  
HVAC SERVICE LIFE REPLACEMENT

Urgent	Necessary	Desirable
_____	✓	_____

Project Priority  
 Year Required 2028

(3) Project Description (include sketches, appraisals, plans, etc.)  
PLANNED HVAC REPLACEMENT

Attachment # \_\_\_\_\_

(4) Project Justification (includes ramifications if project is not implemented)  
HVAC SYSTEMS WILL ENTER END OF SERVICE LIFE IN 3 TO 4 YEARS.

Attachment # \_\_\_\_\_

(5) Cost (include staffing needs, annual O&M requirements, planning/engineering, equipment/furniture, acquisition, construction)  
\$ 100,000.<sup>00</sup>


(6) Funding Source(s)

Current Revenue _____	Grant (Type) _____
Revenue Bond _____	Loan (Type) _____
General Obligation Bond _____	Special Assesment _____
Capital Reserve Fund <u>✓</u>	Other _____

Requestor JOHN A. BRAUCHAMP Date 11/12/2025

Planning Commission Meeting \_\_\_\_\_  
 Date/Time \_\_\_\_\_

Planning Commission Comments:  
 \_\_\_\_\_  
 \_\_\_\_\_  
 \_\_\_\_\_  
 \_\_\_\_\_  
 \_\_\_\_\_  
 \_\_\_\_\_

The logo for Northumberland Emergency Services is a large, faint watermark in the background. It features a red border with a white interior. At the top, the word "NORTHUMBERLAND" is written in a blue, serif font, following the curve of an arch. In the center is the coat of arms of Northumberland, which includes a shield with a ship, supported by two golden lions, and topped with a castle tower. Below the shield is a banner with the text "NORTHUMBERLAND" and "1066". At the bottom of the logo, the words "EMERGENCY SERVICES" are written in a blue, serif font.

**Department of Emergency Services**  
**FY27 – FY31**  
**Capital Improvement Plan**  
**Project Packet**

# **Executive Summary**

## **Department of Emergency Services**

### **Capital Improvement Program (FY27–FY31)**

The Emergency Services Department’s FY27–FY31 Capital Improvement Plan (CIP) outlines a structured, multi-year approach to sustaining, modernizing, and expanding the county’s Emergency Services operational capabilities. These projects are strategically sequenced to ensure safety, reliability, and efficiency while supporting the Department’s mission to deliver high-quality emergency medical services and emergency management to residents and visitors across the county. Each project addresses a critical component of system readiness—from frontline medical equipment and vehicles to protective gear and long-term infrastructure. Together, they represent and integrated investment in responder safety, clinical performance, and community resilience.

---

#### **Fiscal Year 2027 Projects**

- **Personal Protective Equipment (PPE)**
  - Acquisition of vehicle extrication-rated PPE for all full- and part-time staff and new structural firefighting PPE for the Chief and Assistant Chief. This project ensures compliance with NFPA standards, enhances responder safety, and extends the life of existing gear by providing task-specific protection for fire, rescue, and extrication operations.
- **Ventilators**
  - Procurement of advanced transport ventilators for EMS units to improve airway management during extended transports. This investment enhances patient outcomes, reduces provider fatigue, and supports limited staffing models by automating ventilatory support and maintaining critical care standards in the field.
- **Medic Unit Replacement**
  - Replacement of the Department’s second reserve ambulance, upgrading it to a new front-line ALS unit while repositioning the existing unit into reserve status. This rotation maintains fleet reliability, reduces maintenance costs, and preserves operational redundancy for surge capacity, special events, and inter-agency support.

---

#### **Fiscal Year 2028 Projects**

- **ES1 (Chief) Vehicle Replacement**
  - Replacement of the Chief’s response and command vehicle, ensuring reliable emergency response, on-scene command capability, and administrative mobility. The new unit will be equipped with updated communications and safety systems, improving operational efficiency and leadership effectiveness.
- **UTV Purchase**
  - Purchase of a Utility Terrain Vehicle (UTV) to serve as a county-wide asset for off-road rescues, wildland incidents, and special event medical coverage. The

UTV enhances access to remote or congested areas, supports multi-agency response efforts, and improves both patient and responder safety.

- **Video Laryngoscope Systems**
  - Replacement of video laryngoscope systems across all ALS units. Modern devices provide improved visualization, first-attempt success, and infection control, ensuring consistent, high-quality airway management and standardization of advanced medical equipment throughout the EMS system.

---

### **Fiscal Year 2029 Projects**

- **EMS Supervisor Vehicle Replacement**
  - Replacement of the EMS Supervisor's response vehicle to ensure continued reliability, rapid on-scene medical command capabilities and the maintenance of the ability to assist the County's volunteer rescue squads with ALS coverage. The new vehicle will be equipped with upgraded communications, command, and safety systems to support county-wide EMS operations and incident management.
- **LUCAS Mechanical CPR Device Replacements**
  - Replacement of aging LUCAS mechanical CPR devices, which provide consistent, uninterrupted chest compressions during cardiac arrest resuscitations.

---

### **Fiscal Year 2030 Projects**

- **Medic Unit Replacement**
  - Scheduled replacement of a front-line ambulance in accordance with fleet lifecycle standards. This project ensures continued reliability, reduces unplanned maintenance costs, and sustains high-level ALS response capability for emergency medical transport services.

---

### **Fiscal Year 2031 Projects**

- **New Emergency Services Complex**
  - Construction of a new, multi-purpose Emergency Services facility designed to house EMS and fire apparatus, Emergency Services Administration offices, training classrooms, medication and supply storage, and the County Emergency Operations Center (EOC). This project addresses current space limitations, enhances inter-departmental coordination, and establishes a centralized hub for daily operations, training, and disaster response.
  - The facility will serve as a long-term investment in the county's emergency infrastructure, providing operational resilience, improved service coverage, and a unified base for response coordination during major incidents or disasters.

## **Summary of Strategic Impact**

Collectively, these projects represent a forward-thinking, fiscally responsible investment in public safety infrastructure. Over the next five fiscal years, this plan:

- Strengthens frontline EMS response capability.
- Ensures responder safety and compliance with modern standards.
- Enhances patient care quality through technology and equipment upgrades.
- Improves operational efficiency and fleet reliability.
- Establishes critical infrastructure to support the county's growing emergency service demands.

**The proposed CIP projects position the Department of Emergency Services to meet present and future challenges with the professionalism, reliability, and readiness that the community expects and deserves.**

**Department of Emergency Services**  
**Capital Improvement Program (FY27-FY31)**

	<b>FY27</b>	<b>FY28</b>	<b>FY29</b>	<b>FY30</b>	<b>FY31</b>	<b>Funding</b>
Personal Protective Equipment	\$80,000					EMS Billing/RSAF 50/50 Grant
Transport Ventilators	\$38,000					EMS Billing/RSAF 50/50 Grant
Medic Unit Replacement	\$450,000					EMS Billing
ES1 Vehicle Replacement		\$80,000				EMS Billing
UTV Purchase		\$60,000				EMS Billing/EM Grant/RSAF 50/50 Grant
Video Laryngoscope Replacements		\$40,000				EMS Billing/RSAF 50/50 Grant
EMS Supervisor Vehicle Replacement			\$85,000			EMS Billing
LUCAS Device Replacements			\$55,000			EMS Billing/RSAF 50/50 Grant
Medic Unit Replacement				\$475,000		EMS Billing
Emergency Services Complex					\$15,000,000	Debt Service
<b>TOTALS</b>	\$568,000	\$180,000	\$140,000	\$475,000	TBD – Debt Service	



**FISCAL YEAR  
2027**

The logo for Northumberland Emergency Services is a shield-shaped emblem with a red border. At the top, the word "NORTHUMBRIA" is written in a blue, semi-circular arch. In the center is the coat of arms of Northumberland, featuring a shield with a red and white saltire on a blue background, supported by two golden lions. Below the shield is a banner with the text "NORTHUMBRIA" and "1066" underneath. At the bottom of the shield, the words "EMERGENCY SERVICES" are written in blue, stacked vertically.

# **PERSONAL PROTECTIVE EQUIPMENT**

**EMERGENCY  
SERVICES**





Christopher Bailey, Chief

**Northumberland County**  
**Department of Emergency Services**  
 43 Monument Place  
 P.O. Box 129  
 Heathsville, VA 22473  
 Phone : (804) 580-2589



Ethan Harding, Assistant Chief

**Capital Improvement Plan (FY27 – FY31)**  
**Project Justification**

**Project Title:** Personal Protective Equipment

**Year:** FY27

**Priority:** Urgent

The purchase of personal protective equipment (PPE) for full- and part-time personnel is essential to maintain the safety, compliance, and operational capability of the Department's emergency response force. This project includes the acquisition of vehicle extrication/technical rescue rated PPE for all personnel, and structural firefighting PPE for the Chief and Assistant Chief.

Vehicle extrication/technical rescue PPE provides protection specifically designed for technical rescue and motor vehicle collision environments. Unlike traditional structural firefighting gear, extrication-rated PPE offers a lighter, more flexible, and heat-resistant barrier suited to the hazards present in vehicle rescues – such as sharp metal, glass, hydraulic fluids, and exposure to weather or roadway contaminants. Providing each responder with properly fitted, NFPA 1951-compliant gear enhances operational capabilities, and allows for more efficient and safer patient extrication and fireground operations.

For the Chief and Assistant Chief, the acquisition of structural firefighting PPE ensures they are properly equipped to perform required command, supervision, and when needed, interior operations in accordance with NFPA 1971 and OSHA standards. Even though Emergency Services command staff may not regularly engage in front-line suppression, they are expected to operate within the hazard zone for command functions such as accountability, safety, and command. Additionally, whereas the Chief and Assistant Chief job descriptions include assisting the volunteer fire departments when trained/certified to do so, the purchase of structural PPE for these positions ensure complete compliance of the job description.

The purchase of personal protective equipment for all staff reduces injury potential, and contamination risks, ensuring personnel are appropriately equipped on every call for service.

In summary, the purchase of PPE represents a proactive investment in staff safety, regulatory compliance, and operational efficiency. Moreover, it supports the Department's mission to provide safe, effective and professional emergency response services while safeguarding personnel from preventable injury and long-term occupational hazards.



Air-Care, Inc.  
 PO Box 1313  
 Hayes, VA 23072  
 804-642-9044

# Estimate

Date	Estimate #
11/3/2025	15371

Name / Address
Northumberland Emergency services. Chris Bailey P.O. Box 129 72 Monument Place Heathsville, VA 22473

Exp. Date	Rep
12/3/2025	BT
Terms	FOB
Net 30	

Part #	Description	Qty	Rate	Total
	Tech Gear			
C-MOD63111 2200000A	Cairns-360S, Blue, 4" Tuff Shield, Nomex Earlap	1.00	339.81	339.81T
H61NLNBXL	Fire Dex- Nomex / Lenzing blend (white) Extra Long Gusset	1.00	42.24	42.24T
4013	Hex Armor Extrication Gloves, Long Cuff Cut 5	1.00	66.49	66.49T
605128	Air Power XR1 Pro Boot	1.00	331.89	331.89T
	Fire Dex- EMS PPE Pant & Coat. (See Spec for more info)	1.00	1,751.68	1,751.68T
LXRB40NB	EMS Gear Bag	1.00	48.29	48.29T
Shipping is not included unless otherwise quoted. It will be added to your final invoice.			<b>Subtotal</b>	\$2,580.40
Thank you			<b>Sales Tax (6.3%)</b>	\$162.57
			<b>Total</b>	\$2,742.97

**Comments:** 27 sets total

**Total Cost:** \$69,670.80 (without tax - tax exempt)



Air-Care, Inc.  
PO Box 1313  
Hayes, VA 23072  
804-642-9044

# Estimate


Date	Estimate #
11/3/2025	15372

Name / Address
Northumberland Emergency services. Chris Bailey P.O. Box 129 72 Monument Place Heathsville, VA 22473

Exp. Date	Rep
12/3/2025	BT
Terms	FOB
Net 30	

Part #	Description	Qty	Rate	Total
	Structural Gear			
	Fire Dex- Aeroflex PPE (See Spec Sheet for more info)	1.00	3,339.03	3,339.03T
H41L1NBZF	Fire-Dex H41 Interceptor Particulate Hood with Nomex Nano Flex	1.00	115.00	115.00T
OS				
X2S - Gauntlet	Dragon Fire - X2S Structural Glove Gauntlet	1.00	110.50	110.50T
507101				
	Fire Hero Extreme Boot	1.00	494.27	494.27T
LXFB10-R	Gear Bags - Premium 3XL Turnout Gear Bag (Red)	1.00	71.99	71.99T
4013	Hex Armor Extrication Gloves, Long Cuff Cut 5	1.00	66.49	66.49T
1836	Cairns - 1836 Defender <b>Yellow</b>	1.00	390.00	390.00T
Defender	A1836AYA)ABEAAA00A0			
Shipping is not included unless otherwise quoted. It will be added to your final invoice.			<b>Subtotal</b>	\$4,587.28
Thank you			<b>Sales Tax (6.3%)</b>	\$289.00
			<b>Total</b>	\$4,876.28

**Comments:** 2 sets  
**Total Cost:** \$9,174.56

The logo for Northumberland Emergency Services is a shield-shaped emblem. At the top, the word "NORTHUMBERLAND" is written in a blue, serif font, following the curve of the top arch. In the center is the coat of arms of Northumberland, featuring a shield with a red and white saltire on a blue field, supported by two golden lions. Above the shield is a crown, and below it is a banner with the word "NORTHUMBERLAND" and the year "1066". At the bottom of the shield, the words "EMERGENCY SERVICES" are written in a blue, serif font.

# **TRANSPORT VENTILATORS**





Christopher Bailey, Chief

**Northumberland County**  
**Department of Emergency Services**  
 43 Monument Place  
 P.O. Box 129  
 Heathsville, VA 22473  
 Phone : (804) 580-2589



Ethan Harding, Assistant Chief

## **Capital Improvement Plan (FY27 – FY31)** **Project Justification**

**Project Title:** Transport Ventilators

**Year:** FY27

**Priority:** Necessary

The acquisition of transport ventilators for our EMS units provides significant operational, clinical, and efficiency benefits, particularly in a system challenged by potentially limited staffing and extended patient transport times.

Ventilators allow for consistent, controlled, and safe airway management for patients requiring advanced respiratory support, ensuring the delivery of precise oxygenation and ventilation parameters that exceed what can be sustained through manual ventilation techniques. This is especially critical during prolonged transports, where maintaining stable respiratory function directly impacts patient outcomes.

From a staffing and operational standpoint, the use of ventilators reduces the manpower required for continuous manual ventilation, freeing up EMS personnel to perform other vital patient care tasks. This technological support enhances crew efficiency, decreases provider fatigue, and mitigates the risk of inconsistent ventilation due to human factors.

Furthermore, transport ventilators improve care continuity between prehospital and hospital environments by allowed EMS to initiate mechanical ventilation settings consistent with in-hospital standards. This is particularly beneficial in respiratory failure, cardiac arrest resuscitations, and pediatric or special needs patients who require precise ventilatory support.

In summary, the addition of ventilators enhances the Department's clinical capability, supports limited staffing models, ensures safer long-distance patient care, and strengthens the overall resilience of the EMS system to meet modern medical and logistical demands.

Quotes will be provided at time of funding after the exact make/model to be purchased is determined by the staff; several different makes/models will be demonstrated. Cost, ease of use, maintenance and compatibilty will be the deciding factors.

**PLACEHOLDER**

**VENT QUOTE 1**

The logo for Northumberland Emergency Services is a shield-shaped emblem. At the top, the word "NORTHUMBERLAND" is written in a blue, serif font, following the curve of the top edge. In the center is a heraldic crest featuring a shield with a castle tower, flanked by two lions. Below the shield is a banner with the word "NORTHUMBERLAND" and the year "1066" underneath. At the bottom of the shield, the words "EMERGENCY SERVICES" are written in a blue, serif font.

**MEDIC UNIT/  
AMBULANCE  
REPLACEMENT**





Christopher Bailey, Chief

**Northumberland County**  
**Department of Emergency Services**  
 43 Monument Place  
 P.O. Box 129  
 Heathsville, VA 22473  
 Phone : (804) 580-2589



Ethan Harding, Assistant Chief

**Capital Improvement Plan (FY27 – FY31)**  
**Project Justification**

**Project Title:** Ambulance/Medic Unit Replacement      **Year:** FY27      **Priority:** Necessary

The replacement of the department's second reserve ambulance is a critical component of maintaining a reliable, safe, and efficient emergency medical services (EMS) delivery system. This investment ensures operational readiness, enhances service reliability, and protects the substantial public investment in prehospital medical response infrastructure.

Ambulances serve as mobile emergency rooms – housing complex life-support equipment, medication storage, and advanced monitoring systems. These units operate under strenuous conditions, often running thousands of miles per year in both emergency and non-emergency service. As a result, they experience significant mechanical wear, vibration damage, and structural and mechanical fatigue. When an ambulance reaches the end of its reliable service life, the risk of mechanical breakdowns, electrical failures, and out-of-service downtime increases dramatically. These failures can jeopardize response reliability, delay patient care, and increase maintenance expenditures beyond the point of cost-effectiveness.

By replacing this reserve ambulance, the department will reallocate the new medic unit into a front-line position, ensuring that citizens continue to receive rapid, dependable emergency medical response. The older, higher-mileage unit will be moved into a reserve status, where its remaining service life can be strategically extended for non-primary response and serve as a reserve unit. This planned rotation is a proven best practice that maximizes the lifecycle value of fleet assets and maintains operational readiness across all EMS response levels.

Maintaining reserve ambulance is also a cornerstone of system resilience. Reserve units are deployed whenever a front-line unit is taken out of service for maintenance or repairs, ensuring continuous coverage without interruption to service delivery. In addition, reserve units allow the Department to provide EMS coverage for special events, public safety details and community outreach activities without compromising emergency response availability.

Another critical operational benefit is surge capability. During periods of elevated call volume or large-scale emergencies, a reserve ambulance can be rapidly placed in service as a third Advanced Life Support (ALS) unit to meet community demands. This flexibility also allows the Department to temporarily support volunteer rescue squad partners by loaning an ambulance in

the event their units become inoperable. Such mutual support strengthens our countywide operational EMS plan and ensures uninterrupted emergency medical coverage throughout our community.

The acquisition of this replacement ambulance aligns with national public safety fleet management best practices and NFPA 1917 (Standard for Automotive Ambulances), which recommends vehicle replacement at appropriate mileage and age intervals to maintain safety, reliability, and cost efficiency. Delaying replacement risks escalating maintenance costs, extended downtime, and potential service disruptions.

If this project is funded, the current Reserve Medic 1, which will be replaced by the current front-line unit that this project will be replacing, will be labeled as surplus and sold, thereby re-cooperating some of the cost of the project.

In summary, the proposed ambulance replacement is an essential investment in maintaining a modern, dependable, and flexible EMS fleet. It supports continuity of operations, improves response reliability, safeguards personnel and patients, and upholds the community's expectations for timely and professional emergency medical service delivery.

Although CIP funding is requested at \$450,000, the actual purchase price of the ambulance is expected to be lower with a "paid in full" discount.



Jeff Hawkins  
Regional Account Manager  
Ambulance Division  
Cell (804) 366-9814  
jhawkins@atlanticemergency.com

November 5, 2025

Mr. Chris Bailey, Chief  
Northumberland County Department of Emergency Services  
72 Monument Place  
Heathsville, VA 22473

Re: Road Rescue Ambulance Proposal

Chief Bailey,

Atlantic Emergency Solutions, the authorized dealer in Virginia for Road Rescue, is pleased to present you with this proposal for one (1) Road Rescue Ultramedic Type 1 ambulance built on 2027 Ford F-550 4x4 chassis per the enclosed work order and drawings. This purchase shall utilize HGAC Contract No. AM10-23 awarded to REV Ambulance Group Orlando, Inc.

The pricing listed within this proposal shall be valid until December 31, 2025.

**2027 Ford F-550 4x4 / Road Rescue Ultramedic Type 1 Ambulance: \$443,100.00**

**Build Time:** Up to 28-30 months from receipt of order

**Factory Pickup and Transportation**

The completed ambulance shall be shipped via flatbed from Road Rescue to Atlantic's Richmond Regional Service Center upon completion.

**Dealer Pre-Delivery Inspection and Delivery**

Our Richmond Regional Service Center will perform a pre-delivery inspection after delivery from the Road Rescue factory. The ambulance shall be delivered to Heathsville, VA upon completion of the pre-delivery inspection.

**Fuel, Tags, and State Inspection**

Atlantic Emergency Solutions will ensure that the ambulance has a full tank of fuel, temporary 30-day tags, and a valid Virginia State Inspection.

**Factory Inspection Trip**

The costs for one (1) final inspection trip to the Road Rescue factory in Winter Park, Florida to include two (2) Northumberland County personnel per trip are included in the proposal price. This includes commercial airline travel, lodging, meals, and a rental vehicle.





Jeff Hawkins  
Regional Account Manager  
Ambulance Division  
Cell (804) 366-9814  
jhawkins@atlanticemergency.com

At Atlantic Emergency Solutions, we have built an internal and external infrastructure capable of meeting the diverse needs of our customers. With 18 service centers and over 20 fully stocked service vehicles located throughout Virginia, North Carolina, Maryland, Delaware, Kentucky, and Ohio our service is unmatched. It is our mission to not only make the duration of your emergency vehicle a pleasant experience, but to assist in any way possible.

Atlantic Emergency Solutions has invested heavily in providing warranty, routine and emergency service to its customers in Virginia. Atlantic Emergency Solutions views the acquisition of custom ambulances by one of our customers not merely a purchase but an investment. This investment needs to be protected with best in local service!

Should you have any additional questions regarding any information in this proposal, please do not hesitate to call or e-mail at the below contact information.

Respectfully submitted,

Jeff Hawkins

A handwritten signature in blue ink that reads "Jeff Hawkins".

Regional Account Manager  
Ambulance Division





QUOTATION

**Road Rescue**

Northumberland Emergency Services  
 Chris Bailey  
 72 Monument Place  
 Heathsville, VA 22473  
 804-761-3250  
 cbailey@co.northumberland.va.us

Atlantic Emergency Solutions  
 Jeff Hawkins  
 13051 Redwater Drive  
 Chester, VA 23836  
 804-366-9814  
 jhawkins@atlanticemergency.com

**Exp. Date:** 12/31/2025  
**Quote No:** Prelim-0007  
**UM-170:** UM1010 RR- Ultramedic Type 1 - 170" Module  
**INFO:** SPEC TERMS RR-Road Rescue Boilerplate  
**T1 - 170:** UM-1168 RR- Type 1 - UM 170" Module  
**EMS EQUIP:** EMS-LOOSE Factory Ship Loose - EMS Equipment

11/05/2025 12:51:14

PART NO	S	DESCRIPTION	QTY	ID
<b>== RR-Road Rescue Boilerplate - 1.110 04/25/24 ==</b>				
<b>ORDER COORDINATOR</b>				
00-00-0015		Order Coordinator - Factory to assign	1	REV
<b>INFORMATION</b>				
00-01-0999		RR, Information - Scope, Purpose and Classification	1	REV
00-01-4117		Manufacturer Certified ISO 9001	1	REV
<b>WARRANTY</b>				
00-02-8100		RR, Warranty, Documentation	1	REV
00-02-8200		RR, Warranty, Module Structural	1	REV
00-02-8300		RR, Warranty, Electrical, Standard System	1	REV
00-02-8400		RR, Warranty, Paint	1	REV
00-02-8500		RR, Warranty, Conversion	1	REV
<b>== RR- Type 1 - UM 170" Module - 1.110 04/25/24 ==</b>				
00-00-0001		QW Data Update Dated: 10/31/2025 Expires 11/31/2025	1	REV
00-00-0247		***** OUTSIDE GRAPHICS *****	1	REV
00-05-0050	<	This unit built in accordance with KKK-A-1822-F in effect on the date of order with exceptions as noted herein.	1	REV
00-05-0103	<	RR, This unit built in accordance with KKK-A-1822F CN 10 Cabinet Requirements This unit as specified meets all requirements of KKK-A1822-F Change notice 10.  All cabinets shall be labeled as to their capacity Rating.	1	REV
<b>01- CHASSIS REQUIREMENTS</b>				
<b>FORD CHASSIS</b>				
01-01-25SR	U <	RR, 2027 Ford F550, XLT 4X4, 193"W/B, 18,000 GVWR (Special Order) Estimated Aluminum Wheels w/OEM Hub and Lug Nut Covers Auto throttle OEM Ford 410 Alternator OEM Ford Mirrors, OEM, Heated/Remote Cab seats OEM 40/20/40 split bench (Center removed)	1	REV

PART NO	S	DESCRIPTION	QTY	ID
		Sync 4 8" LCD Capacitive Touchscreen with Swipe Capability Wireless Phone connection AppLink w/app catalog 911 assist Apple carPlay and Android Auto Compatibility Digital Owners manual Smart-charging USB-C Ports (2)		
		NOTE: Due to changes made to the OEM chassis by the manufacturer -some options may have to be changed to fit the new configuration.		
01-02-0100		Domestic Chassis	1	REV
		<b>CHASSIS OPTIONS</b>		REV
		<b>ALTERNATORS</b>		REV
01-03-1001		Alternator(s) - Standard OEM	1	REV
		<b>SUSPENSION</b>		REV
01-07-0120		RR, Front Suspension, Ford F-Series (4x4)	1	REV
01-07-1009		RR, Front Sway Bar, OEM	1	REV
01-07-8006	<	RR, Rear Suspension, Liquid Spring- 2017+ F550	1	REV
		Dump feature to be activated by the left rear entry door being opened.		
		The rear suspension shall only lower the module when the vehicle is in neutral or park and the parking brake is set.		
		NOTE: THE LIQUID SPRING CONTROLLER WILL BE COILED UP AND LOCATED INSIDE THE FRONT CONSOLE. THIS WILL ASSIST IN THE ACCIDENTAL REPROGRAMMING OF THE SYSTEM.		
01-07-9000	< >	RR, Rear Suspension Dump, Override Switch, (1), Momentary	1	REV
		Dump feature to be activated by the left rear entry door. Override switch to be on right rear entry door		
		Safety Triggers: (1) Vehicle Must be in Park (2) Emergency Brake must be set (3) Module is to be in the 'On' position (4) Open Street side rear entry door (5) If Electric O2 lift, Door to that comp. must be closed.		
		<b>HIGH IDLE</b>		REV
01-13-1535		RR, Intermotive Module controllers, F series, Diesel ,2023+	1	REV
		<b>FRONT END ALIGNMENT</b>		REV
01-17-7501		Front End Alignment, None- QC Check -Standard	1	REV
		<b>CAB EXTERIOR OPTIONS</b>		REV
01-19-14SR	U <	Buckstop Classic I Bumper/Grille Guard Black Hamertone- Semi Gloss	1	
		SR#2024260F (2) square cutouts for the FedSig #ES100 siren speakers, (2) around cut outs for air horns.		
		<b>OUTSIDE REAR VIEW MIRRORS</b>		REV
01-20-0100		RR, Mirrors, OEM Standard	1	REV
		<b>RR-CAB INTERIOR OPTIONS</b>		REV
01-21-3500		RR, Insulation, Cab, Thinsulate in Cab Ceiling (STANDARD)	1	REV
		<b>SAFETY OPTIONS</b>		REV
		<b>RR-TIRES / WHEELS</b>		REV
01-23-4100	< >	RR, Spare Tire Bracket, Delete	1	REV
		Spare tire will be shipped loose.		

PART NO	S	DESCRIPTION	QTY	ID
		<b>WHEEL COVERS</b>		REV
		<b>BASE CONVERSION</b>		REV
01-45-0608		RR, Conversion, Ultramedic, Type 1, 170 Module, Ford -23-1	1	REV
		<b>02 - MODULE REQUIREMENTS</b>		REV
02-01-1008	< >	RR, Ultramedic, 170"L x 96"W Type 1 Module	1	REV
		Ultramedic I - 170"L x 96"W Type I Aisle width to be 46". The interior headroom shall be 72"		
02-01-2100		RR, Interior Headroom, 72"	1	REV
02-01-9622	>	RR, Aisle Space, 46" , Ultramedic I	1	REV
		<b>MATERIALS</b>		REV
02-02-0070		RR, Sub floor Materials,	1	REV
02-02-0120		RR, Type I & Type III, Interior Materials	1	REV
02-02-1000		RR, Type I & Type III, Materials	1	REV
		<b>03 - MODULE EXTERIOR</b>		REV
		<b>UNDERCOATING</b>		REV
03-02-0200		RR, Undercoating Module (STANDARD)	1	REV
		<b>EXTERIOR MODULE CONSTRUCTION</b>		REV
03-03-0005		RR, Exterior Module Construction Specifications	1	REV
03-03-1400	>	RR, Module Roof Radius, 3" High (STANDARD)	1	REV
03-03-1500	>	RR, Extreme Bonding Tape (STANDARD)	1	REV
03-03-1600	>	RR, Sub-floor Gusset Supports (STANDARD)	1	REV
03-03-1700	>	RR, One Piece Side Body Panels (STANDARD)	1	REV
03-03-1800	>	RR, Reinforce Rear Header (STANDARD)	1	REV
03-03-1900	>	RR, Single Sheet Module Roof Sheet (STANDARD)	1	REV
		<b>DROP SKIRTS</b>		REV
03-03-2030	< >	RR, Drop Curbside Fwd Body Skirt, 6", Add Double Step, Type 1 and Medium Duty	1	REV
		The manufacturer shall drop the lower body skirt along curbside at the bottom of the module by approximately 6". This shall lower the height of the side entry step and provide easier access through the side entry door.		
03-03-2130	>	RR, Drop Street side Fwd Body Skirt, 6", Type 1 & Medium Duty Chassis	1	REV
		<b>FUEL FILLS &amp; SPLASH PLATE</b>		REV
03-03-8005		RR, Housing Fuel Fill, Pocket, Square	1	REV
		<b>DEF FILL HOUSING AND SPLASH PLATE</b>		REV
03-03-8402		RR, DEF Fill, Housing, For Ford F series	1	REV
		<b>SUB-FLOOR SYSTEM</b>		REV
03-04-0140		RR, 1 Inch Composite Floor Pan	1	REV
03-04-0160		RR, Composite Floor Material	1	REV
03-04-1700		RR, Sub-Floor Assembly, Installation	1	REV
03-04-1800		RR, Sub-Floor Assembly, 1/8" PVC	1	REV
		<b>MODULE ENTRANCE</b>		REV
03-05-0150	>	RR, Module Access, CS Door Relocated Forward	1	REV
03-06-0100	<	RR, Entry Doors, Hidden Hinge, Seal on Door ,W/Push Button Fail Safe Latching	1	REV
		This includes the Fail Safe Latching mechanisms on all three entrance doors.		
03-06-0700		RR, Hold Open Rear Entry Doors, (2) 4.5" Door Grabbers	1	REV
03-06-0800	<	RR, Hold Open, Curb Side Entry Door, Heavy Duty Gas Spring	1	REV
		Curbside Door Restraint - Heavy Duty gas spring hold opens. - Attached by 1/4" x 20 SS Machine Screws with 1/4" x 20 Nut Inserts into Corner Gusset in Door Side entrance door to open to 90+ degrees. (STANDARD)		
03-06-1013	<	RR, Entry Door Handles, Trimark Logo Chrome/Black (Interiors Located top of door)	1	REV
		*****		
		Relocate the Standard Interior Side and Rear Entrance Door Paddle Handles and Lock Boxes to the TOP of the doors.		

PART NO	S	DESCRIPTION	QTY	ID
		With Push button Emergency Release top and bottom of each door.		
03-06-1059		RR, Safety Walk Grip on Exterior Door Paddle Latches.	1	REV
03-06-1700	<	RR, Door Lubrication, Paddle Handles and Latches (STANDARD) Lubricate all Door Hardware - All paddle handles, latches, rods and springs shall be lubricated prior to delivery.	1	REV
03-06-2201		RR, Magnetic Entry Door Switches (STANDARD)	1	REV
03-06-2202		RR, Door Panel Mounting Screws (STANDARD)	1	REV
03-06-4200		RR, Coil Cords for Electrical Circuits (STANDARD)	1	REV
03-06-50SR	U <	(3) Whelen OS red LED lights. SR #2025406F	1	
		Installed on the module entrance doors, (2) on the outboard lower corners of the rear interior door panels and (1) on the outboard lower corner of the curbside interior door panel. Each light shall flash when the respective door is opened.		
03-06-6065	< >	RR, Power Door Locks, Module Entry Doors,w/Hidden Switch Install power door locks in side and rear entrance doors. Includes (2) lock/unlock switches, one at side door and one at rear door. Also includes (1) hidden switch in rear license frame for unlock function only. Lock and unlock the Cab Doors and module doors using the OEM key fob or OEM buttons on the cab doors.  2023+ F series Will not unlock OEM Doors with Rev added switches. Does not include wireless remote.	1	REV
03-06-8010		RR, Inner Door Panel - Stainless Steel , Two Piece (STANDARD)	1	REV
03-06-8011	>	RR, Lock Boxes, White Diamond Grade	1	REV
		<b>SIDE DOOR STEP</b>		REV
03-08-2000	<	RR, Dual Side Entry Step Well, Increased Depth, Lower Grip, Upper Diamond Plate Stepping portion of Diamond Plate to be .125 inch NFPA	1	REV
03-08-3010		RR, Light, Side Entry Step well, LED, Whelen OS Mini, Clear	1	REV
		<b>WINDOWS</b>		REV
03-09-0030		RR, Module Window Requirements	1	REV
		<b>WINDOW- Side Entry Door</b>		REV
03-09-1130		RR, Window, Side Entry Door, 18X18, Slider - Limo Tint	1	REV
		<b>WINDOW - Rear Entry Doors</b>		REV
03-09-1230		RR, Window, Rear Entry Doors, (2) 18 x 24, Fixed, Limo Tint	1	REV
		<b>MODULE TO CHASSIS MOUNTING SYSTEM</b>		REV
03-10-1100		RR, Module to chassis mounting system, Type 1 Ford Long WB	1	REV
03-11-2000		RR, Bellows, Connecting, Type I	1	REV
		<b>REAR BUMPER AND REAR STEP CONSTRUCTION</b>		REV
03-12-1800		RR, Rear Bumper, Recessed 9" Pocket, Flip-up	1	REV
03-12-3120		RR, Bumper Pods, NFPA Diamond Plate (UM & UM-150)	1	REV
03-12-5010		RR, Rear Dock Bumpers, Black Rubber, 2.5"H x 16"W	1	REV
03-12-5600	<	RR, Tow Eyes, Rear Chrome with 6" x 6"x 6" Deep Box Mounted to Steel Reinforcement Plate bolted to the OEM Chassis Frame Rails. Tow Eyes to be Recessed In Rear Kick Panel in cast aluminum box's that are 6" x 6" x 6" deep. (Ultramedic, Promedic Only)	1	REV
		<b>INSULATION</b>		REV
03-13-2220	< >	RR, Whisper Quiet, Sound Dampening/Thermal Insulation Package (UM ) Whisper Quiet - Sound Dampening/Thermal Insulation Package. (ULTRAMEDIC AND PROMEDIC)  The module interior walls, roof and doors shall be insulated to enhance the interior environment and minimize the conduction of heat, cold and external noise from entering the module. The ceiling insulation shall be a non-settling, 2 inch thick,	1	REV

PART NO	S	DESCRIPTION	QTY	ID
		self-extinguishing polystyrene foam planking.		
		3M brand acoustical Thinsulate installed over all exterior compartments and wheel wells for added acoustical/thermal insulation.		
		The patient compartment entrance doors and the exterior compartment doors shall have 2 in. thick, self-extinguishing polystyrene foam insulation.		
		The interior walls of the module shall be insulated with 1" polystyrene block foam insulation installed between the extruded structural framing. Wall areas that are too irregular for 1" block foam insulation, or where the block foam will interfere with wall outlets and wire chases, are to be insulated with 3M brand acoustical Thinsulate insulation. After the foam is installed, the entire interior of the unit shall be wrapped with 5/16" foil wrapped two sides radiant barrier foam style insulation to enhance the thermal and acoustical properties of the modular unit.		
		The Wheel well and interior compartment wall areas shall be wrapped with Barymat sound proofing material installed under 3M brand acoustical Thinsulate insulation and the underside of the module floor will be coated with expanding foam spray in place acoustical/thermal polyurethane insulation. This package provides an enhanced thermal/acoustical insulation package designed to provide an extremely quiet, environmentally efficient patient compartment.		
		Reflective Barrier/Barymat/Spray Foam Thermal Insulation Package: A. Reflective Barrier - Low-E Foil Wrapped Insulation System - The module walls to be insulated with high density 1" block foam. Wall areas that are too irregular for 1" block foam insulation, or where the block foam will interfere with wall outlets and wire chases, are to be insulated with 3M brand thermal/acoustical Thinsulate insulation. Then the entire interior of the module shall be wrapped with 5/16" Low-E foil wrapped radiant barrier foam style insulation.		
		B. This radiant barrier material will cover the following: - Full ceiling and wrapping over the corner radius and down the sidewall - Front and rear walls from the top of the wall to the lowest possible point along the side, front and rear walls - Seams to be taped with silver / foil ducting tape to secure seams.		
		C. Barymat sound deadening insulation over wheel wells and interior side of exterior compartment walls. (Installed under 3M brand acoustical Thinsulate insulation).		
		D. Spray foam underbody insulation prior to undercoat application, full sub floor coverage where applicable. Includes curbside step well area.		
		<b>ELECTROLYSIS PREVENTION</b>		
03-14-4000	<	RR, Electrolysis Prevention, Fluid Film Fluid Film is used at Every Point Where the Mounting Process has the Propensity to Break Paint (STANDARD)	1	REV
		<b>COMBINATION RUB RAIL AND FENDER RING</b>		
03-15-5511	<	RR, Lighting LED Strip, Kinequip, In ILO Crash Rail, Mod Power Install horizontal LED rub rail lighting on fore and aft of each rear wheel well cutout on both sides of the module.	1	REV
		This does not include the fender rings.		
		LED Color: RED/WHITE. FLASHING FUNCTIONALITY: The RED/WHITE LED's are to fast flash alternately RED then WHITE and will come on with 'Master Emergency' and also include a cut-out switch labeled 'RUB RAIL G/O' in the front switch panel. The cut-out switch will disable the RED/WHITE when alternate flashing.		

PART NO	S	DESCRIPTION	QTY	ID
		When placed in park the flashing RED/WHITE LED's will continue to flash as long as master emergency is enabled.		
		<p><b>STEADY BURN FUNCTIONALITY:</b>                      The WHITE LED's are to steady burn to act as courtesy/perimeter lighting when vehicle is in 'Park' and module power is 'On' for a period of 29 seconds and also include a switch labeled 'Ground Light' in the front switch panel to activate when vehicle is in 'Park' and module power is 'On'.</p> <p>To also activate when a corresponding compartment door or entry door is opened and illuminate the ground area below the vehicle.</p> <ul style="list-style-type: none"> <li>- If the rear entry doors are open the rear most rub rail lights on both sides of the module will light.</li> <li>- If the #1 or #2 exterior compartment door is opened the forward street side rub rail will light.</li> <li>- If the #4 compartment door is opened the rear street side rub rail will light.</li> <li>- If the #6 compartment door is opened the rear curb side rub rail will light.</li> <li>- If the curbside entry or the #8 exterior compartment door is opened the forward curb side rub rail will light.</li> </ul> <p>When the vehicle is placed in gear the courtesy/perimeter lights will auto cut-out.</p>		
03-15-5513		RR, Kinequip Crash Rail Lts, Mount in "C" Channel	1	REV
03-15-6500	>	RR, Rub Rail, Skirt Line, Extruded Anodized 3" C Channel ILO Rubber	1	REV
03-15-8200	<	RR, Rubber Fender Flare	1	REV
		Install black flexible rubber fender flare ILOS fender rings. Fasteners shall be 1/4-20 bolts with fender washers and nylock nuts.		
		<b>SPLASH GUARDS AND RUNNING BOARDS</b>		<b>REV</b>
03-16-1526	<	RR, Running Board w/ 7" Grip Strut Inserts, 2017+ F series Type I	1	REV
		This feature includes a mud flap at the forward end of the running boards to protect the grip strut insert from wheel splash		
03-16-1800	<	RR, Mud Flaps, Rear, Black w/ Road Rescue Logo	1	REV
		<p>Heavy Duty Rubber Mud Flaps w/ RR Logo</p> <ul style="list-style-type: none"> <li>- Heavy Duty Rubber Mud Flaps to be bolted to the wheel liner behind the rear duals with 1/4" x 20 Stainless Steel bolts, washer and nylon locknut for ease of maintenance and repair</li> </ul> <p>(STANDARD)</p>		
03-17-1000	<	RR, Drip Rails	1	REV
		Polished Aluminum Drip Rails - Above All Doors, Entry and Compartment (Standard)		
03-18-1000	<	RR, Wheel well liners	1	REV
		Aluminum Wheel well Liners - Extending to Bottom of Skirt (Standard)		
		<b>CAB TO MODULE ACCESS</b>		<b>REV</b>
		<b>CAB TO MODULE ACCESS</b>		<b>REV</b>
03-19-1100	< >	RR, Pass Thru Window, Type 1 Ford,GM or Dodge	1	REV
		Includes a Lexan sliding window in the module. The window shall have a positive latch on the cab side.		
03-19-1113		RR, Pass Thru Opening, Type I	1	REV
		<b>LICENSE PLATE HOLDER</b>		<b>REV</b>
03-20-0550		RR, Rear License Holder Location, Center Recessed in Bumper Pocket	1	REV
		<b>EXTERIOR COMPARTMENT CONSTRUCTION</b>		<b>REV</b>

PART NO	S	DESCRIPTION	QTY	ID
04-01-0100		RR, Exterior Compartment Construction, Heavy Duty	1	REV
04-01-3000	<	RR, Door Sill Protection, Stainless Steel, All Compartments. Door Sill Protection - Install Stainless Steel sill protector on lower edge of all door frames to prevent paint damage. (STANDARD)	1	REV
<b>EXTERIOR COMPARTMENT DOORS</b>				<b>REV</b>
04-02-0100		RR, Compartment Door, Hidden Hinge, Seal on Door (UM)	1	REV
04-02-0715	< >	RR, Compartment Handles, Exterior, TriMark Logo Chrome/Black (UM) TriMark Two-Point Cast w/Polished Chrome Paddle Handle and Housing, Locking and Non-Locking, with floating cam - Mounted in CNC Cut Opening in Each Compartment Door Skin w/OEM Clamp Assembly. (STANDARD ULTRAMEDIC)	1	REV
04-02-0741	< >	RR, Compartment Handle, TriMark Logo Chrome/Black, Paddle, Street side, locking For single doors or Leading doors on Compartments #1,#2 and #4.	3	REV
04-02-0746	< >	RR, Compartment Handle, TriMark Logo Chrome/Black, Paddle, Street side, Non-Lock For Trailing doors on the street side. Compartments #2 or #4.	1	REV
04-02-0751	< >	RR, Compartment Handle, TriMark Logo Chrome/Black, Paddle, Curbside, locking For single doors or Leading doors on the curbside Compartments #6 & #8	2	REV
04-02-0850	<	RR, Compartment Door Locks, 2015 TriMark Compartment Door Handle Manual Locks. - All doors shall incorporate double cut, non-directional tumbler assemblies that are keyed alike (STANDARD)	1	REV
04-02-0900		RR, Compartment Rotary Latches	1	REV
04-02-1000		RR, Compartment Door Nader Pin	1	REV
04-02-1200		RR, Compartment Door Lubrication, Door Handles and Latches	1	REV
04-02-1300		RR, Compartment Door Reflectors	1	REV
04-02-1500		RR, Compartment Door Switches, Magnetic	1	REV
04-02-2010		RR, Compartment Door Panel, Inner, Diamond Plate	1	REV
04-02-2500		RR, Compartment Door, Panel Mounting Screws	1	REV
04-02-7801		RR, Compartment Door, Gas Struts	1	REV
04-02-7802	< >	RR, Compartment Door, Gas Struts, 110 Degree, Each Compartment #6 door	1	REV
04-03-2400	< >	RR, All Standard Compartment Lights, LED, Flexible Strip Two (2) Vertical strips in each exterior compartment installed, one (1) on each side of the opening. The compartment #1 lights will be also wired to Oxygen light switch in action area.	1	REV
<b>EXTERIOR COMPARTMENT INTERIOR</b>				<b>REV</b>
04-04-1000	<	RR, Exterior Compartment, Interior Finish, Polyurethane Coated Exterior Compartment Interior Polyurethane Rubberized Liner Color Choice. Rubberized polyurethane coating applied to the surfaces of ALL exterior compartment walls and dividers. Does not include slide out battery tray or mounting angles. Battery Tray to be raw aluminum. NOTE: If there is not a slide out battery compartment in the order the #8.5 exterior compartment area will be Polyurethane lined.	1	REV

PART NO	S	DESCRIPTION	QTY	ID
04-04-1002		RR, Color, Light Gray	1	REV
04-04-2000	<	RR, Exterior Compartment, Floor Matting "Turtle Tile" Includes exterior compartment shelves. NOTE: This option does not include the ALS cabinet.	1	REV
04-04-2001		RR, Color, Black	1	REV
<b>EXTERIOR COMPARTMENT SHELVING</b>				
04-05-0001	<	RR, Exterior Compartment Shelving and Unistrut All exterior shelving Unistrut shall be welded to the walls prior to any compartment wall finish. Where specified, exterior adjustable shelves shall be box pan formed of a minimum .125 inch Aluminum Diamond Plate and comers shall be welded. Shelves shall be infinitely adjustable, and securely mounted to heavy gauge aluminum Unistrut track. (Standard)	1	REV
04-05-1000	<	RR, Compartment Shelving, Diamond Plate Diamond Plate Exterior Compartment Shelving. (STANDARD)	1	REV
<b>COMPARTMENT #1 - STREETSIDE FWD</b>				
04-06-0001		RR, Compartment #1, EXTERIOR	1	REV
04-06-0010	<	RR, Compartment #1, Electrical Storage #1 Compartment Electrical Storage - Recessed into the bulkhead side of compartment #1 shall be an enclosed area for the installation of miscellaneous electrical components. The aluminum cover for this area to be installed with 'J' molding The 'J' molding to be full length of panel on bottom and inboard side. Outboard side of panel to be secured with mechanical fasteners. (STANDARD)	1	REV
04-06-0020		RR, Compartment #1, Full Height, Standard Configuration (UM)	1	REV
04-06-00SR	U <	RR, Compartment #1, Access Panel SR #2025406F  Removable access panel at top of the interior of Compartment #1 to access the relocated HVAC system. All screws need to be easily serviceable.  See pictures on server for screw placement.	1	
<b>COMPARTMENT #2 - STREETSIDE FWD WHEELWELL</b>				
04-07-0010		RR, Compartment #2, EXTERIOR	1	REV
04-07-0600	<	RR, Compartment #2, Standard Configuration, (UM) #2 Compartment to be directly behind the #1 compartment and below the interior action area shelf on the street side of the module. Includes (1) adjustable shelf on Unistrut track. (STANDARD Ultramedic)	1	REV
04-07-2610	<	RR, Compartment #2, Shelf Adjustable, First Shelf See CA drawings.	1	REV
<b>COMPARTMENT #4 - STREETSIDE AFT</b>				
04-09-0001		RR, Compartment #4, EXTERIOR	1	REV
04-09-3000	<	RR, Compartment #4, 3/4 Height, Standard Configuration 3/4 #4 Compartment street side rear of module with Interior Upper left #4 Cabinet - #4 Compartment to be to the bottom of upper left #4 cabinet.	1	REV
04-09-4505	<	RR, Compartment #4, Shelf Adjustable, First Shelf (1) shelf at bottom of IS/OS access opening.	1	REV

PART NO	S	DESCRIPTION	QTY	ID
		See CA drawings.		
04-09-4520	< >	RR, Compartment #4, Shelf Adjustable, Additional, Each (1) below first shelf.	1	REV
		See CA drawings.		
		<b>COMPARTMENT #6 - CURBSIDE AFT</b>		<b>REV</b>
04-11-0084		RR, Compartment #6, EXTERIOR	1	REV
04-11-1240	>	RR, Compartment #6, Increased Width, 6.0"	1	REV
04-11-2000		RR, Compartment #6, Divider, Adjustable	1	REV
04-11-4510	<	RR, Compartment #6, Shelf Adjustable, First shelf (1) shelf at bottom of IS/OS access opening.	1	REV
		See CA drawings.		
04-11-4520	< >	RR, Compartment #6, Shelf Adjustable, Additional, Each (2) shelves above first shelf.	1	REV
		See CA drawings.		
04-11-4625	<	RR, Compartment #6, Safety Bar across for Backboards 68" from floor height, Wall #1 to fixed divider.	1	REV
		Scorpion coated to match compartment.		
04-11-8000		RR, Compartment #6, Exterior, Floor Matting "Turtle Tile", Black	1	REV
		<b>RR, Compartment #8, EXTERIOR</b>		<b>REV</b>
04-14-1800	<	RR, Compartment #8, Single 1/2 Height Door, Aft of CS Door Forward The compartment door shall be reverse hinged. Door size approximately 53.50" H x 30.00" W.	1	REV
		There shall be a fixed shelf at floor level.		
		See CA drawings.		
<		<b>INTERIOR TRIM AND FEATURES</b>		<b>REV</b>
		New Interior Trim - All cabinet and wall panel aluminum trim to be Gray anodized. (No Black trim to be used). All protective corner trim will be Opaque and will include a matching domed end cap. (STANDARD)		
		<b>INTERIOR ADJUSTABLE SHELVES</b>		<b>REV</b>
		<b>INTERIOR TRIM</b>		<b>REV</b>
05-05-1000		RR, Interior Trim, Standard	1	REV
		<b>HEADLINER</b>		<b>REV</b>
05-06-1100		RR-Ceiling Medical Device Rail (UM & UM-150)	1	REV
05-06-1610		RR, Headliner, PVC, White	1	REV
05-06-1802		RR, Ceiling Medical Device Rail, White LED Strip Lights,(UM & UM-150)	1	REV
05-06-1902		RR, Ceiling Medical Device Rail, Red/Amber LED Turn/Brake Strip Lights (UM & UM)	1	REV
		<b>FLOORING</b>		<b>REV</b>
05-07-1000		RR, Flooring, Aluminum Floor/Wall Cove Molding (STANDARD)	1	REV
05-07-1405		RR, Flooring, .063 Aluminum Rear Threshold, 45 Degree Chamfered, BLACK Coated	1	REV
05-07-3000		RR, Flooring - Lonplate II Choice	1	REV
05-07-3003		RR, Color - 424 Gunmetal	1	REV
05-07-9894		RR, Floor, Curbside .063 Aluminum, 4"wide, Black Polyurea Coating	1	REV
		<b>HEAD BUMPERS</b>		<b>REV</b>
		<b>BACKRESTS</b>		<b>REV</b>

PART NO	S	DESCRIPTION	QTY	ID
<b>Rear Entry Door Grab Handles</b>				
05-10-1302	<	RR, Rear Entry Door Grab Handles, "L" Bars, 16" Anti-Microbial, Yellow "L" Bars - 16" Anti-Microbial Yellow. 1.25" Diameter stainless steel "L" Bars mounted to each rear door. Approximately 16" wide by 26" high. Yellow Anti-Microbial finish.	1	REV
<b>Side Entry Door Grab Handle</b>				
05-10-1402	<	RR, Side Entry Door Grab Handle, "L" Bar - 19" Anti-Microbial Yellow "L" Bar - 19" Anti-Microbial. 1.25" Diameter stainless steel "L" Bars mounted to side entry door. Approximately 19" wide by 24" high. Yellow Anti-Microbial finish.	1	REV
<b>Ceiling Grab Rail - Center</b>				
05-10-1904		RR, Ceiling Grab Rail, Center 108" Anti-Microbial Yellow	1	REV
05-10-7300		RR, Grab Bar, Additional 18", Anti microbial	1	REV
05-10-7305	<	RR, Grab Bars (2) 18", Anti microbial Yellow (specify location) (1) mounted at a 45 degree angle on the forward facing wall of the squad bench. (1) mounted on the curbside wall adjacent to rear entry doors.	1	REV
See CA drawings.				
<b>IV FLUID HANGERS</b>				
05-11-4000		RR, IV Hangers, CPI #IV2008 (STANDARD)	1	REV
05-11-4002	<	RR, IV Hangers, Quantity (2) See CA drawings.	1	REV
<b>LEFT STACK AND BULKHEAD AREA #1</b>				
05-12-0010		RR, Interior Street side #1 - Left Stack and Bulkhead	1	REV
05-12-0200	< >	RR, Upper Bulkhead Cabinet, Double Doors Upper Bulkhead Electrical Cabinet, Double Doors - Install double hinged Kydex Thermoplastic or multi-spec (picked in the proper section of work order) doors with locking latch on the right hand door and center mullion on the left hand door on the standard upper bulkhead electrical cabinet.  (STANDARD)	1	REV
05-12-0250	< >	RR, Left Stack, Storage Area #1 (Ultramedic) Left Stack Radio/Inverter cabinet to include (1) adjustable shelf in upper section. Both sections shall have double solid aluminum, Kydex Thermoplastic or multi-spec (picked in the proper section of work order) covered doors with locking Latch on the upper doors and locking latch on the lower doors.  (standard Ultramedic)	1	REV
05-12-1924		RR, Upper Left #1 Cabinet to house Relocated HVAC unit	1	REV
<b>ACTION WALL AREA #2</b>				
05-13-0010		RR - INTERIOR STREETSIDE #2 - ACTION AREA	1	REV
05-13-0700		RR, Action Wall Area #2, Medical Device Rail	1	REV
05-13-1205	<	RR, Cabinet, UL2 & UL2.5 Comb, Single Restock Cabinet w/Split Interior, CN 10 Cer The UL2 and UL2.5 cabinets shall share a single door with sliding poly carbonate doors with spring actuated latching handles and have restocking feature with integral exterior spring actuated latch. The interior of the cabinet shall be split into (2) sections with (1) adjustable shelf in each. The attendant switch panel and environmental controls shall be built into a separate 6" high section below the restocking door and tilted slightly down for ease of accessibility to the attendant.	1	REV
05-13-2300	>	RR, Countertop, Forward Action Area Only	1	REV
05-13-2320		RR, Livingstone, Rain Dance L714	1	REV
<b>RR-Interior Street side #3 - CPR Seat</b>				
05-14-0500	S <	RR, CPR Seat, Street Side, Custom SR #2025406F	1	REV

PART NO	S	DESCRIPTION	QTY	ID
		The CPR seat shall be relocated rearward, against Compartment #4. The seat shall be a minimum of 37.00" W.		
		The CPR seat shall include a flip up seat equipped with a gas strut hold open device and positive latch for securing the lid when closed. The CPR seat shall include a 2" foam seat and backrest, the upper and lower sections will be padded on both sides for added protection.		
05-14-0900	<	RR, CPR Seat Lid Hold-Down SR #2024260F CPR Seat Lid Hold-down - Install a Black Tri Mark recessed paddle latch, Include a tri-mark retention mounting bracket (1) under CPR seat lid.	1	REV
05-14-1200	S < >	RR, Cabinet, Upper Left U3, 9"H x 37"W, 72" Headroom ONLY SR #2025406F  Cabinet U3 with 3/8" Lexan lift-up door and two 2" round locking stainless steel latches. Cabinet to be approximately 9" H x 10-3/4" D x 37" W. Reduce the height of the CPR seat to 15" from floor and the bottom of seat cushion. The cushion on the under side of #3 cabinet to utilize 1/2" foam. The distance between top of the CPR seat and bottom of the cabinet cushion to be a minimum of 43" in compliance with KKK-A-1822F.  NOTE: Requires 72" headroom.	1	REV
05-14-2560	<	RR, CPR Seat, Seat Belt, 4 Point (Per4Max) Black, Change Notice 8- Compliant Above Lid mounted	1	REV
05-14-3901	<	RR, CPR Seat, "U" Barrier Bar, Padded, 1.5" SS, Ash Gray Mounted approximately 12" from the center of the seat to the side of the barrier bar.	1	REV
05-14-4101		RR, CPR Seat, RR Backrest and Head Cushion, RR Logo, (1) Set, Ash Gray <b>RR, INTERIOR STREETSIDE #4 - REAR AREA</b>	1	REV REV
05-15-1001	<	RR, Cabinet, Upper Left U4, Standard Configuration- CN 10 Certified Upper left U4 cabinet with sliding poly carbonate doors with spring loaded latching handles, restocking feature with spring loaded exterior integral latch and (1) adjustable shelf.	1	REV
05-15-4905	<	RR, Interior Access, Sliding Doors, to Exterior Comp #4-CN 10 Certified There shall be an access opening from the patient compartment into exterior Compartment #4. The opening shall include sliding poly carbonate doors with spring loaded latching handles. The exterior compartment shelf shall be aligned with the lower edge of the opening.	1	REV
<b>SQUAD BENCH AREA</b>				<b>REV</b>
05-16-0010		RR, INTERIOR CABINETS - SQUAD BENCH AREA	1	REV
05-16-0146		RR, Squad Bench, Curbside, One Piece Hinged Lid	1	REV
05-16-0150		RR, Squad Bench, Restraint Belts	1	REV
05-16-0151		RR, Squad Bench, Medical Device Rail	1	REV
05-16-0153		RR, Squad Bench, Latch, Lid, Tri Mark,	1	REV
05-16-0154		RR, Squad Bench, Seat Belt, (1) 4-Point belt (Per4Max) Black, CN-8	1	REV
05-16-0171		RR, Squad Bench, RR Backrest and Head Cushion, RR Logo, (1) Set, Ash	1	REV
05-16-01SR	U <	RR, Custom U8 Cabinet C/S Upper to the Right of the Side Entry Forward Door SR #2025406F	1	

PART NO	S	DESCRIPTION	QTY	ID
		<p>Cabinet shall be split into (2) sections, a custom U8 and an angled rear cabinet to house the switch panel and TBD radio. The overall cabinet shall be 47.00" W x 17.00" D The custom U8 section shall be approx. 38.00" W x 17.00" D and have (2) vertically hinged aluminum doors.</p> <p>The angled section shall be 9.00" W at the rear and shall angle to the front of U8. The panel shall house (6) Switches located at the top, with the radio cutout below. Radio cutout shall be for a TBD make/model radio.</p> <p>See CA drawings.</p>		
05-16-02SR	U	<p>&lt; RR, Notebook Holder, Aluminum SR #2025406F</p> <p>Custom notebook holder mounted on top of custom cabinet at head of squad bench near the curbside entry door.</p> <p>Holder should be of size to hold an 8.5" x 11" notebook. Made of aluminum. Multi spec finish to match the interior.</p> <p>See CA drawings.</p>	1	
05-16-03SR	U	<p>&lt; RR, Custom Cabinet C/S Lower to the Rear of the Side Entry Forward Door SR #2024260F</p> <p>Cabinet at head of squad bench area approximately 35" H x 47" W x 22" D.</p> <p>Black netting shall provide inside/outside access to the exterior #8 compartment. The netting shall have (3) attachment points at the top utilizing metal seat belt buckles.</p> <p>There shall be (2) 6" H x 18" W x 14" D drawers that shall pull out toward the squad bench with 10" non-locking slides. Drawers should be just above the squad bench so drawer will clear the squad bench cushion. Drawer face to be multi spec finish to match the rest of the module and include a Southco locking latch.</p> <p>See CA drawings.</p>	1	
05-16-04SR	U	<p>&lt; RR, Livingstone Countertop with 1" High Retaining Lip on Curbside Custom Cabinet SR #2025406F</p> <p>Livingstone Rain Dance L714 countertop with 1" High Retaining Lip on curbside custom cabinet.</p>	1	
05-16-05SR	U	<p>&lt; RR, Cabinet U7 - Upper Squad Bench SR #2025406F</p> <p>There shall be a cabinet located above the squad bench. The cabinet will be approximately 9.00" H x 8.50" D x 41.75" L. The cabinet shall be one section, with no divider. There will be a 3/8" Lexan lift up door with restocking feature and (2) locking latches. Does not include shelves.</p>	1	
05-17-21SR	U	<p style="text-align: center;"><b>BIOHAZARD- RR, INTERIOR - BIOHAZARD</b></p> <p>&lt; RR, Glove Butler (3) Total - Front Bulkhead Wall SR #2025406F</p> <p>(3) Glove Butler II glove boxes installed below the upper bulkhead cabinet inside a semi recessed cabinet with hinged door and (2) locking latches. Door to be multi-spec covered and side hinged for restocking. Access holes to be cut in door for glove removal.</p>	1	<p><b>REV REV</b></p>

PART NO	S	DESCRIPTION	QTY	ID
		See CA drawings.		
05-17-3901	< >	RR, Drawer, Waste Only, Slide-out, Forward of CPR Seat The Lower left cabinet shall include a pull out drawer Forward of the CPR Seat. This will include a slide out with Waste storage drawer. Supplied with a 8 quart Waste container. Face of slide out drawer to be stainless steel and will include a locking latch. Standard cutout of 7.875"w x 9.75"h x 12.25"d (inside).  NOTE: Depth of drawer to 12" to allow 12" slides to give full access to the waste container.  Must use M1 latches for CN 10 certification	1	REV
05-17-41SR	U <	RR, Drawer, Waste Only, Slide-Out at Head of Squad Bench, 12" Slides SR #2025406F  The squad bench shall include a pull-out drawer at the head of the bench area. This will include a slide-out with waste storage drawer. Supplied with a 8-quart waste container. Face of slide out drawer to be stainless steel and will include a locking latch. Standard cutout of 7.875" W x 9.75" H x 12.25" D (inside).  NOTE: Depth of drawer to 12" to allow 12" slides to give full access to the waste container.  Must use M1 latches for CN 10 certification	1	
05-18-0885	S		1	REV
05-18-5240	S		1	REV
05-18-5370	S >		1	REV
		<b>ATTENDANT SEAT</b>		<b>REV</b>
05-19-0500	>	RR, Attendant's Seat, EVS 1880, Child safety, Comfort, Per4Max Belt-Black	1	REV
05-19-0501		RR, Color - Ash Gray	1	REV
05-19-6501		RR, Attendant's Seat Base, EVS Swivel 2 Pos	1	REV
		<b>RR-INTERIOR COLORS</b>		<b>REV</b>
05-20-2000		RR, Multi-Spec Interior Surfaces	1	REV
05-20-2001		RR, Color, Misty Gray #6028	1	REV
05-20-5300	<	RR, Upper Band Vinyl Color, Cabinets and Stitched Cushions Upper Band Vinyl Color Choice for cabinets and stitched cushions.	1	REV
05-20-5328		RR, Color, Ash Gray	1	REV
05-20-5500		RR, Lower Band Vinyl Color, Vacuum Formed Cushions	1	REV
05-20-5502		RR, Color, Ash Gray	1	REV
05-20-9850		RR, Poly carbonate Color Choice	1	REV
05-20-9852	<	RR, Poly carbonate, Clear 1/4" poly carbonate	1	REV
		<b>RR-MISC. INTERIOR OPTIONS</b>		<b>REV</b>
05-21-02SR	U <	KitLock KL1000 Combination Lock SR #2025406F  Installed on the right door of Cabinet U8.	1	
05-21-5004		RR, Squad Bench & Lower Left, Full Height Brushed Stainless Kick panels	1	REV
05-21-70SR	U <	RR, Interior Access, #6 Compartment, w/OHO GEN II Door, CN 10 Certified SR #2025406F  See CA drawings.	1	
05-21-8400		RR, Cabinet Latch, Southco 2" Round, Stainless Non-Locking, CN 10-Rated 10lb	1	REV

PART NO	S	DESCRIPTION	QTY	ID
05-21-8500		RR, Cabinet Latch, Southco 2" Round, Stainless Locking, CN 10-Rated 10lb	18	REV
<b>GENERAL WIRING</b>				
06-01-0100		RR, General Wiring, General Harness	1	REV
<b>CAMERAS</b>				
06-05-01SR	U <	RR, Safety Vision 2 Camera System SR#2024260F - NEED PART #S???	1	
Safety Vision (2) Camera System with Recording capabilities. Camera on rear of module and camera on front bulkhead of interior of module tied to HVR unit. Both cameras shall be displayed on the cab VMUX screen. Customer would like the HVR unit installed in the L1 cabinet.				
06-06-1200	< >	RR, Camera System, Ext Back-Up, Over Rear Doors, Includes LCD Monitor, Ign Hot	1	REV
Install one (1) Audiovox, ASA Voyager VCMS-24 color camera with Voyager LCD monitor.				
<b>RR-COMMUNICATION</b>				
06-06-1601		RR, Two Way Radio Routing Path Cab to Module (STANDARD)	1	REV
06-06-1700	<	RR, Two Way Radio Pre wire, 12VDC Power & Ground (STANDARD)	1	REV
#8 gauge Red power and Black ground wiring will be labeled appropriately for future installation by a radio technician. The Black ground wire to be connected to a main ground point, the Red power wire to be left unconnected near a direct to battery connection point inside the power distribution cabinet. Both wires to route to the lower section of the Left Stack/Radio Cabinet and be of sufficient length to allow routing to the Cab Console as an alternate radio installation location. Wires to be labeled at both ends.				
06-06-1900	<	RR, Antenna UHF/VHF, (2) Pre wire,	1	REV
two RG58AU low loss cables installed from the two-way radio cabinet to the ceiling of the module. Accessible be removing an interior light in the patient compartment ceiling. The interior light shall include an etched plastic label identifying the plate as the antenna access point. The cables shall route from the module roof to the lower section of the left stack/radio cabinet and be of sufficient length to allow routing to the cab console as an alternate radio installation location.				
06-06-76SR	U <	RR, Intercom, Firecom Intercom System	1	
SR#2024260F NEED PART #S				
There shall be a Firecom vehicle intercom system installed in the cab and body. The exact configuration and components is TBD.				
The system shall have headsets for the driver, passenger, and squad bench seating positions.				
Each position shall have radio interface capability.				
The manufacturer will route cables and mount any junction boxes only. NO connections to antennae or radios will be made.				
<b>RADIO AND CLOCKS</b>				
<b>07 - ELECTRICAL 12 VOLT DC</b>				
07-00-0120		RR, Electrical System 12V, Multiplex System, Type 1 (UM, UM-150)	1	REV
07-01-0010	<	RR, Crct Pwr Accs.,Ign/Shrline,1-20 amp 12VDC to 2 locs,W/O,PD9330 chrgr	1	REV
(1) 10 amp lead shall be coiled up behind the A./A panel for future use.				
(1) 10 amp lead shall be coiled up behind the drivers seat in the cab, for future use.				
Note: This code will be used when and additional battery charger has already been installed, the PD9330 will not be used with this option.				

PART NO	S	DESCRIPTION	QTY	ID
07-02-1000		RR, Voltmeter - Standard	1	REV
07-02-1100		RR, Alarm,Low Voltage,With Buzzer and Indicator,in cab console	1	REV
07-03-2000		RR, Ammeter - for multiplex system	1	REV
<b>BATTERY SYSTEM</b>				<b>REV</b>
07-04-5305		RR, Ignition Battery Shut off Timer, 5 minute (Multiplex)	1	REV
07-04-6600		RR, Batteries, Additional, (2) AC Delco 1109C, Group 31, 735CCA	1	REV
07-05-0800	<	RR, Batteries, Type I UM/UM-150, Ford or Ram, (2) OEM Batteries under hood Include (2) OEM battery under the hood.	1	REV
07-07-0500		RR, Module Disconnect, Multiplex System	1	REV
07-08-0100		RR-Battery Ground	1	REV
07-09-6000		RR, Battery Charger, Pre wire only, 12V	1	REV
07-10-1000	<	RR, Power Outlets 12V, (2) Power Point Style, On with Ignition (1) outlet shall be mounted in the action area medical rail.  (1) outlet shall be mounted on Wall #1 in Compartment #8.	1	REV
07-10-7230	< >	RR, Power Outlet, Kussmaul, USB Dual Port, 5VDC, 4.8 Amp, 091-219-5 Located in the cab switch panel per Electrical Engineering ignition hot standard	1	REV
07-10-7265	< >	RR, Power Outlet, Kussmaul, USB Dual Port, USB-A, 18W & USB-C, 45W (1) cab console (1) action area medical device rail (1) curbside medical device rail  - Ignition Hot	3	REV
<b>FRONT CONSOLE</b>				<b>REV</b>
08-01-1710	<	RR, Console, Drivers Switch & Radio, Ford F Series, Black Polyurea coated- total length of console 46.5" long  8.5" L x 13"W angled panel to house the switch panel or Vmux Vista per the work order. then 10" L x 13.3" W panel for Siren, customer radio's etc then a 21" L x 13.3" W area for additional add-ons as picked in QW and the remainder of the area to be Map Book storage. See PDF. Drawing 411202D	1	REV
08-01-1720		RR, Console, Addition, Welded in, 5" (2) Cup Holder no handles	1	REV
08-01-3200		RR, Console Face Plates, Utilize Nut-Certs to Fasten all	1	REV
08-01-6050	<	RR, Armrest, (1) Side mount, Havis C-ARM-102 (1) each side of center console.	2	REV
08-01-6210		RR, Clipboard/Map box, w/3 Dividers	1	REV
08-02-9500	<	RR, Cab Dome Light, Weldon 8081 Push Button Split Red/White LED Light in Cab The vehicle cab shall be furnished with a Weldon 8080/8081 series push button split Red/White LED with surface mount bezel in the cab ceiling.	1	REV
<b>ATTENDANT CONTROL PANEL</b>				<b>REV</b>
08-03-1250	<	RR, Attendant Control Panel, Smart Display 5.0, 7" Touch Screen Smart Display 5.0 Multiplex Electrical System. IP67 - 7.0" Touch Screen Display. Include a (5) button multiplex switch panel on the attendant rear control panel, just under the display. (SAP #10903893) These switches shall operate the following: Outside Left Switch: Suction Inside Left Switch: O2 Valve Center Switch: Bench Lights	1	REV

PART NO	S	DESCRIPTION	QTY	ID
		Inside Right Switch: Cot Lights Outside Right Switch: Dome Lights		
08-04-1250	<	RR, Power Distribution, SMART DISPLAY 5.0, Video Inputs (UM) Includes a High Content I/O S-Node and (3) 8x16 S-Nodes. Includes an O2 Regulator/Transducer Mounted in #1 Compartment. INCLUDES S-CORE VIDEO INPUTS MODULE FOR BACK-UP/INTERIOR CAMERAS and up to 3 additional video inputs to be viewed in the front cab display. (4) Inputs total. (CURRENTLY NOT ABLE TO HAVE A BACK UP/INTERIOR CAMERAS VIEWED IN THE FRONT CAB DISPLAY. MUST ORDER SEPARATE MONITOR. CHECK WITH OUR SALES DEPARTMENT FOR AVAILABILITY.) NOTE: The battery shut-off circuit to remain on for 5 minutes after the ignition has been shut off. Shutting off the ignition will activate a timer that will leave the batteries on for five minutes so that the module dome lights can be left on for patient unloading/vehicle restocking. Clock - Digital, Rear Control Panel, Smart Display 5.0 display Voltmeter - Standard for Multiplex System. Alarm, Low Voltage. Console, Multiplex System Ammeter - for MULTIPLEX ELECTRIC SYSTEM. Multiplex Module Disconnect - Smart Display 5.0 Multiplex Electrical System	1	REV
		<b>09 - EMERGENCY Systems- Sirens, Speakers and Air Horns</b>		<b>REV</b>
09-03-0020		RR, Warning Audible - Siren, Speakers, Air Horns- F-Series	1	REV
		<b>SIREN ELECTRONIC - CONTROL HEADS / AMPS</b>		<b>REV</b>
09-03-1040		RR, Siren Electronic, Whelen 295HFSC9, Dual Tone, Non Remote	1	REV
		<b>SIREN SPEAKERS</b>		<b>REV</b>
09-03-2512	<	RR, (2) Speakers, Federal Dynamax ES100, 100W, "Though-The-Bumper" Mounted in Buckstop bumper.	1	REV
09-03-2530	<	RR, Speaker Grille Only, Federal "Electric F", ES100 speakers or similar Federal ESFMT-EF "Electric F" speaker grilles added to through Bumper speakers.  Painted black!	1	REV
		<b>AIR HORNS</b>		<b>REV</b>
09-03-3080	< >	RR, Air Horns, Buell, Dual 10", Thru Bumper, Tank & Comp, F-Series, Mod Pwr Mounted in Buckstop bumper.	1	REV
09-03-4032		RR, Siren Electronic, Additional, Whelen 'Howler', Ford F-Series	1	REV
09-03-9800		RR, Wire Siren to Park/Neutral Cut-Off	1	REV
09-05-0210		RR, Backup Alarm, No Cutoff	1	REV
09-06-0200		RR, Emergency Sequencer/Load Manager	1	REV
09-44-1830	< >	RR, Traffic Advisor, Whelen TAL85, 47" (8) 5MM LED,W red ICC lights, Mod Pwr TAL85 Traffic Advisor. Whelen Low Profile #TAL85 with (8) 5mm LED Traffic Advisor mounted above rear doors with control head in radio console. NOTE: The Traffic Advisor shall be wired directly to the batteries. For use without a rear Lightbar.	1	REV
09-50-11SR	U <	Warning Lights, Low Power Mode SR #2025406F  There shall be a feature programmed into the VMUX that will change all of the warning lights to 50% intensity. The button shall be labeled "LOW POWER" in the VMUX display.	1	

PART NO	S	DESCRIPTION	QTY	ID
<b>FRONT WARNING LIGHT CONFIGURATION</b>				
09-50-1333	<	RR, Visual Warning Front Upper - (5) "Cool Bar" (2) Front Wall Configuration <b>Must pick proper lighting from menu.</b>	1	REV REV
<b>AUXILLARY EMERGENCY LIGHTS</b>				
09-80-3200	S < >	RR, Emergency Flashers, Special Request <b>Flash pattern(s) TBD.</b>	1	REV REV
<b>WARNING LIGHTS</b>				
<b>LED Series - M9 (Flange Included)</b>				
09-95-1505	> <	RR, Whelen M9 LED, w/Chrome Flange - RED / Clear Lens (Internal Flasher) <b>(2) front of body, (1) in each upper outer corner (1) Cool Bar, center position facing forward (2) L/S of body, (1) in each upper outer corner (2) R/S of body, (1) in each upper outer corner (2) rear of body, (1) in each upper outer corner (2) rear of body, (1) each side at window level</b>	11	REV REV REV
09-95-1510	<	RR, Whelen M9 LED, w/Chrome Flange - RED/WHITE Split Clear Lens (Internal Flash) <b>(4) Cool Bar, (1) each side outboard of center, (1) on each angled section.  Red to the outside on all lights.</b>	4	REV
<b>LED Series - M7 (Flange included RR)</b>				
09-95-2407	> <	RR, Light, Whelen M7 LED, w/Chrome Flange, Amber, Clear Lens (Internal Flasher) <b>(1) rear of body, centered over rear entry doors</b>	1	REV REV
<b>LED Series - M6 (Flange Included RR)</b>				
09-95-3405	> <	RR, Light, Whelen M6 LED, w/Chrome Flange, Red, Clear Lens (Internal Flasher) <b>(2) front intersection (2) rear intersection</b>	4	REV REV
<b>WHELEN ION WARNING LIGHTS (Flange Included)</b>				
09-95-4712	<	RR, Light, Whelen, ION, WIONSMCR, Red, Clear lens, w/chrome flange <b>(2) upper grille (2) lower grille</b>	4	REV REV
<b>EXTERIOR AUTOMOTIVE LIGHTING</b>				
10-01-0002	>	RR, Tail Lights, Brake/Turn, Whelen M62-Series LED, Pair	1	REV
10-01-0007	>	RR, Back-up Lights, Whelen M62BU, LED Rear, Pair	1	REV
<b>ICC/MARKER LIGHTS</b>				
10-01-2010		RR, Marker/Clearance Lights, Front, Whelen OS Mini LED, Amber	1	REV
10-01-2110		RR, Marker/Clearance Lights, Side and Rear, Whelen OS Mini LED, Red/Amber	1	REV
10-01-3002		RR, Chrome Flange, (1) Whelen M6	6	REV
10-01-5020		RR, Outboard Rear Flashers, Wired to OEM Brake Lights	1	REV
10-01-7300		RR, Front Turn, Whelen M6-Series LED Amber Arrow w/Flange	1	REV
<b>FLOOD AND LOAD SYSTEMS</b>				
10-02-1020		RR, Scene Lighting, (4) Whelen M9 Series Super LED, Steady Burn	1	REV
10-02-2040		RR, Rear Load Lights, (2) Whelen M7 Super LED, Gradient Scene Light, Steady Burn	1	REV
10-02-3010		RR, Lighting Operation, Side Scene, Rear Load & Back-Up Lights	1	REV
<b>Cab Entry - Lighting</b>				
10-02-8020		RR, Light, Cab Entry, 4" Whelen LED Courtesy Lighting	1	REV
<b>AUXILIARY LIGHTING</b>				
10-02-9102	< >	RR, Light, Firetech, HiViz Mini Brow Light, 9LED, 12", Single stack, Black <b>(2) HiViz FireTech FT-MB-9-FT-B 9 LED Mini Brow. 12" length. 4,752 lumens.</b>	2	REV REV

PART NO	S	DESCRIPTION	QTY	ID
		FireTech Combination 10 degree spot and 60 degree flood optic configuration. Black housing.		
		Mounted to bottom of Cool Bar, (1) under each angled section angled downward.		
		Each light switched separately through VMUX and labeled LEFT ALLEY and RIGHT ALLEY.		
10-02-9109	< >	RR, Light, Firetech, HiViz Mini Brow Light, 27LED, 35", Single stack, Black (1) HiViz FireTech FT-MB-27-FT-B 27 LED Mini Brow. 35" length. 14,256 lumens. FireTech Combination 10 degree spot and 60 degree flood optic configuration. Black housing.	1	REV
		Mounted to bottom of Cool Bar facing forward (not angled).		
		Light switched through VMUX and labeled FRONT SCENE.		
<b>11 - INTERIOR LIGHTING</b>				
11-01-1201	<	RR, Dome Lights - Whelen 8" ,White Flange, LED,(11),No Visible Fasteners The interior lighting system shall consist of (11) Whelen 8" round dual intensity white diode super-LED lights with white flange in the following configuration: (3) Cot lights In the medical device rail over the primary cot (2) Bench lights over the squad bench (3) Dome lights Street side (1) Dome light Curbside over head of squad bench (1) Dome light Curbside rear (1) Dome Light over the walkway  The four outside corner lights and the (1) light over the CPR seat area and the (1) over the walkway shall be designated module dome lights and be activated when the side or rear module entrance doors are opened or by a three-way circuit allowing these lights to be turned on and off from cab or module. The lights over the primary cot and squad bench shall have switches in the module that will allow independent high/low/off control. The lights shall produce at least 35 foot candles of light over ninety percent of the cot surface area in the high setting. These lights will not be installed with mechanical fasteners, they will be fastened with a spring clip.  NOTE: NO VISABLE FASTENERS OR HOLES.	1	REV REV
11-01-9000		RR, Timer -15 minute- Restocking	1	REV
<b>SPOTLIGHTS / HANDHELD LIGHTS</b>				
11-02-83SR	U <	(1) Streamlight Fire Vulcan LED #44450, Blue Tail Lights SR #2025406F  Mounted in Compartment #2, Wall #1.	1	
<b>ATTENDANT LIGHT</b>				
11-03-1010	<	RR, Attendant Light - 6" x 14" Diffusion Plate Light The cabinet above the light will have a sweep out cover panel over the wiring on the floor of the cabinet if the switch panel is not part of the design of the upper 2 cabinets.	1	REV REV
<b>SHORELINE INLET</b>				
12-01-5400	<	RR, Shoreline Inlet, Kussmaul Super Auto-Eject, 20A Shore Inlet, 20 AMP, Auto Eject ILOS. 20 AMP/125VAC shoreline inlet in lieu of standard 15 amp. Includes mating female connector body for inlet and 20 amp GFI circuit breaker combo in lieu of standard 15 amp. Install the breaker box installed behind the driver's seat.	1	REV REV

PART NO	S	DESCRIPTION	QTY	ID
12-01-6300		RR, Kussmaul, Eject,Cover,15 or 20A,Red	1	REV
12-01-8000	<	RR, Shoreline Indicator, (1), "ON" Green OS Mini Indicator Light <i>Located above shoreline inlet.</i>	1	REV
		<i>This light is to be wired after the GFI breaker to indicate shore power is 'ON' and breaker has not tripped.</i>		
12-01-9020		RR, GFI Box Location- Behind Driver's Seat	1	REV
12-02-0200	<	RR, Outlets, Interior, 125V-15A (1) Action Wall, (1) Right Stack <i>(1) outlet shall be mounted on the action area medical rail</i>	1	REV
		<i>(1) outlet shall be mounted above the top shelf in cabinet L8</i>		
12-02-2100	< >	RR-Outlets, Interior, Additional, 125V-15A, Custom Location, Each <i>(1) curbside wall above counter</i> <i>(1) Compartment #8, Wall #1</i> <i>(1) Cabinet C1</i> <i>(1) Cabinet L1</i>	4	REV
		<i>See CA drawings.</i>		
<b>BLOCKHEATERS</b>				
12-02-4001	<	Block Heater - With OEM Plug <i>This option does not include a switch.</i> <i>(STANDARD).</i>	1	REV
<b>INVERTER - 125VAC</b>				
12-03-1110	< >	RR, Inverter Charger, Vanner LifeSine, w/charger indicator on CC, Ign/Shore Pwr <i>Install the inverter in the interior L1 cabinet.</i> <i>LifeSine inverter will be ignition switch activated, No Inverter switch.</i>	1	REV
<b>13 - ENVIRONMENTAL SYSTEMS</b>				
<b>ENVIROMENTAL CLIMATE CONTROL SYSTEM</b>				
13-01-1200		RR, HVAC - Central Air Flow Discharge (UM & UM-150)	1	REV
13-01-2000		RR, Climate Control - (UM & UM-150)	1	REV
13-02-0222		RR, Exhaust Fan- Upgrade 230 CFM, (2) Speed,Standard Location	1	REV
<b>HVAC BASE SYSTEM - HOSELINE BRUSHED</b>				
13-02-5702	<	RR, Cover, Cool Bar, (5) M9 Lights, LED Lights <i>(5) M9 series lights only.</i>	1	REV
		<i>Note: Will be painted same color as the mount location on box front.</i>		
13-02-5712	>	RR, HVAC Aux Front Wall Coolbar, Hoseline, F-series BRUSHLESS Motor, Mod Pwr	1	REV
13-02-9050	>	RR, Relocate Heat/AC to Above the #1 Compartment -Ceiling Ducted	1	REV
13-02-9340		RR, Thermostat, In Multiplex Display, Temperature Sensor in Air Return	1	REV
13-03-1000		RR, Return Air System	1	REV
13-03-2000		RR, Return Air Central Plenum	1	REV
13-03-3000		RR, Heat/AC Cabinet	1	REV
<b>14 - MEDICAL SYSTEMS</b>				
<b>COT MOUNTING PROVISIONS</b>				
14-01-1010		RR, Cot Mounting, Hardware	1	REV
14-01-1110		RR, Post & Wheel Cups, None	1	REV
14-01-1235		RR, Safety Hook, Stryker, Installed	1	REV
14-01-1623	<	RR, Cot Mount, Stryker Power Load, No Wheel guide, CN 8 Compliant <i>includes constant hot power supply for battery charging.</i>	1	REV

PART NO	S	DESCRIPTION	QTY	ID
14-01-4028		Center Mount	1	REV
<b>OXYGEN AND AIR SYSTEMS</b>				
14-02-0100		RR, O2 System, Multiplex (Sensor), Mod Pwr	1	REV
14-02-1000		RR, O2 Cylinder Wrench	1	REV
14-02-2220	< >	RR, O2 Cyl Lift, Zico 'OTS' Electric w/QRMV Multiversal Rack, RH Motor Motor on the right. Zico Model 'OTS' (Oxygen Tank System) electric lift with QR-MV style oxygen tank bracket in #1 compartment in lieu of standard O2 tank bracket. Includes a remote 'Up'/'Down' switch with cord mounted in a holder inside compartment. Includes deletion of universal cylinder bracket, divider and shelf. A false mounting wall will be installed at the back of the compartment to achieve the required 14 inches from mounting to door sill. Stainless Steel Braided O2 Hose between wall mounted O2 regulator and tank fitting to be long enough to disconnect from the tank when the 'OTS' lift is in the down position.	1	REV
14-02-3000		RR, O2 Control - Electric with Manual Bypass on Action Wall.	1	REV
14-02-4000	<	RR, O2 Outlets, Ohio Style, (2) Action Wall, (1) Squad Bench (2) O2 outlets in Action area medical device rail  (1) O2 outlet CS Wall head of squad bench in medical device rail  *** NOTE *** O2 outlets MUST be at least 12" from any 125V AC outlet.	1	REV
14-02-4211		RR, O2 Outlet, Ohio Style, Additional in Ceiling	1	REV
14-02-6150	< >	RR, O2 Cylinder Holder, Zico QR-D-2 Strapless "D" Bracket, CN 10 Certified, Each Installed on the lower bulkhead wall below the pass through.  See CA drawings.	2	REV
<b>SUCTION SYSTEM</b>				
14-03-1010	< >	RR, Suction System, SSCOR On-Board Conforms to J3043 requirements	1	REV
<b>MISC MEDICAL</b>				
14-04-1000	<	RR, Fire Extinguisher, 5# ABC w/ Mounting Bracket HD Amerex Bracket #861H with Amerex 5LB fire extinguisher. SHIPPED LOOSE	1	REV
<b>15 - PAINT / DECALS AND NOMENCLATURE</b>				
<b>PAINT AND FINISH</b>				
15-00-0100		RR, Road Rescue Paint Process	1	REV
15-01-2011	< >	Module Paint, Paint other than OEM, Red Color: Red Paint Code: TBD  A paint spray out must be provided for customer approval prior to the unit being painted.	1	REV
15-01-4010	<	Module Paint, Flat Portion of Roof to be Painted White Ford white: FA91:YZ	1	REV
15-01-5600	< >	Cab Paint - Single Color, Repaint other than OEM, Red Paint Color: Red Paint Code: TBD  Overall cab paint includes hood.	1	REV

PART NO	S	DESCRIPTION	QTY	ID
<b>THE CAB INSERT MUST MATCH THE AREA THAT IT IS INSERTED INTO</b>				
15-02-3001		RR, Pinstripe, None, Fine Line Paint Edge	1	REV
15-02-40SR	U	< Paint Ban Around Top of Body SR #2025406F	1	
Color: Black Paint Code: TBD				
There shall be a black paint ban around the top of the body. The ban shall extend from the top of the body, to just below the warning and scene lights.				
<b>GRAPHICS AND LETTERING</b>				
15-02-8102		RR, Chevron Striping - Entire Rear	1	REV
15-02-8105	<	RR, Material - 6" Scotchlite - Specify Colors Colors: Red and Yellow	1	REV
15-03-20SR	U	< Lettering and Graphics SR #2025406F	1	
To match customer's existing fleet. Unit number TBD.				
To be completed by 24/Seven Graphics.				
15-03-21SR	U	< Unit Number Placards SR #2025406F	1	
There shall be (3) 12" x 12" removable unit number placards installed on the body. Each placard shall be painted to match the body. Exact mounting locations TBD.				
15-03-3900		RR, Badge Logos	1	REV
15-03-4000		RR, Logos and Model Name	1	REV
15-03-4002		RR, Ultramedic - White Logos	1	REV
15-04-1000		RR, Nomenclature Plaques. DIESEL.	1	REV
16-01-0200		RR, Owner's Manual	1	REV
74-09-0099	<	Indemnification Statement	1	REV
The purchaser agrees to defend, indemnify and hold Rev Ambulance Group harmless from any claims, costs (including actual attorneys' fees), damages and liabilities caused in whole or in part by any alteration or modification of, or changes or additions to the purchased products OR use of product for purposes it was not designed or intended for.				
<b>== Factory Ship Loose - EMS Equipment - 1.110 04/25/24 ==</b>				
				<b>REV</b>

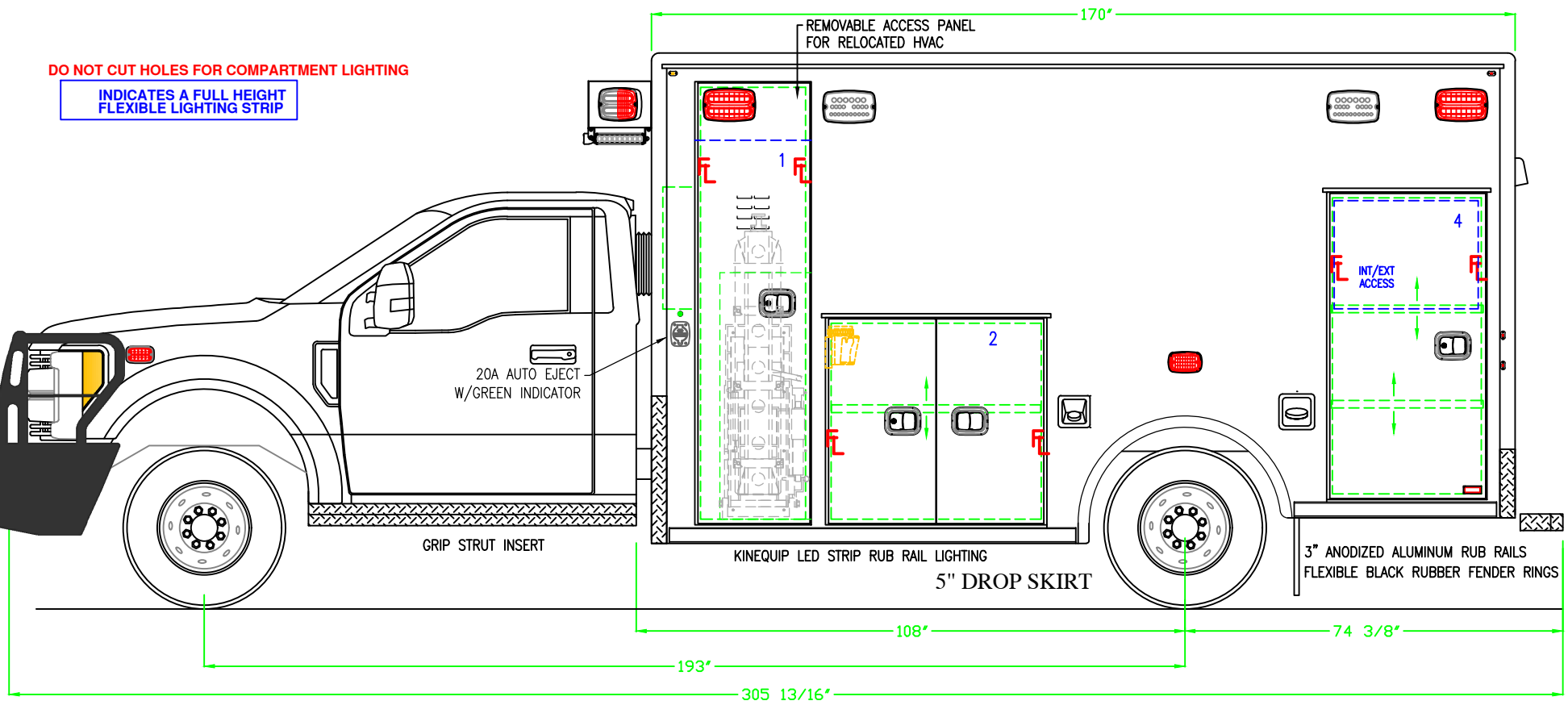


# NORTHUMBERLAND EMERGENCY SERVICES F-550 4 X 4 ULTRAMEDIC PASS-THROUGH



DO NOT CUT HOLES FOR COMPARTMENT LIGHTING

INDICATES A FULL HEIGHT FLEXIBLE LIGHTING STRIP



DOOR NO.	INTERIOR DIMENSIONS			NOTES
	HEIGHT	WIDTH	DEPTH	
1	86.50"	23.25"	22.00"	DOOR LOUVERS, O2 STORAGE, ZICO LIFT
2	40.50"	43.88"	21.25"	(1) ADJ. SHELF, VULCAN FLASHLIGHT
4	59.06"	31.50"	21.25"	(2) ADJ. SHELVES

NOTES:  
 DETAILS ARE CONCEPTUAL ONLY.  
 LAYOUT AND ALL DIMENSIONS ARE APPROXIMATE AND SUBJECT TO MODIFICATION BY DESIGN ENGINEERING.

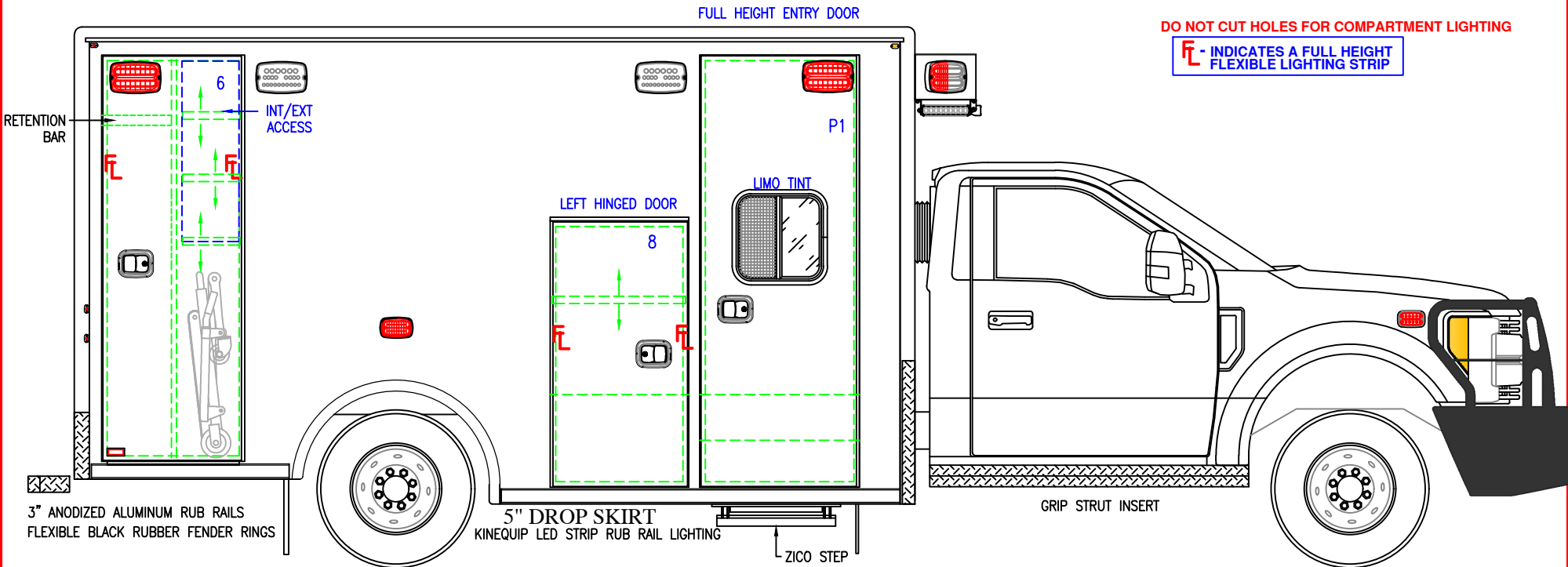
PROPRIETARY AND CONFIDENTIAL  
 THIS INFORMATION CONTAINED IN THIS DRAWING IS THE SOLE PROPERTY OF ROAD RESCUE ANY REPRODUCTION IN PART OR AS A WHOLE WITHOUT THE WRITTEN PERMISSION OF ROAD RESCUE IS PROHIBITED.

**Road Rescue**  
 2737 N. FORSYTH RD  
 WINTER PARK, FL 32792  
 www.roadrescue.com PHONE 800-932-7077 FAX 800-513-2688  
 DRAWN BY GDG DATE 04/29/2024 REVISION 1 05/07/2024

## STREETSIDE EXTERIOR DETAIL

BID NUMBER  
 19162

# NORTHUMBERLAND EMERGENCY SERVICES F-550 4 X 4 ULTRAMEDIC PASS-THROUGH

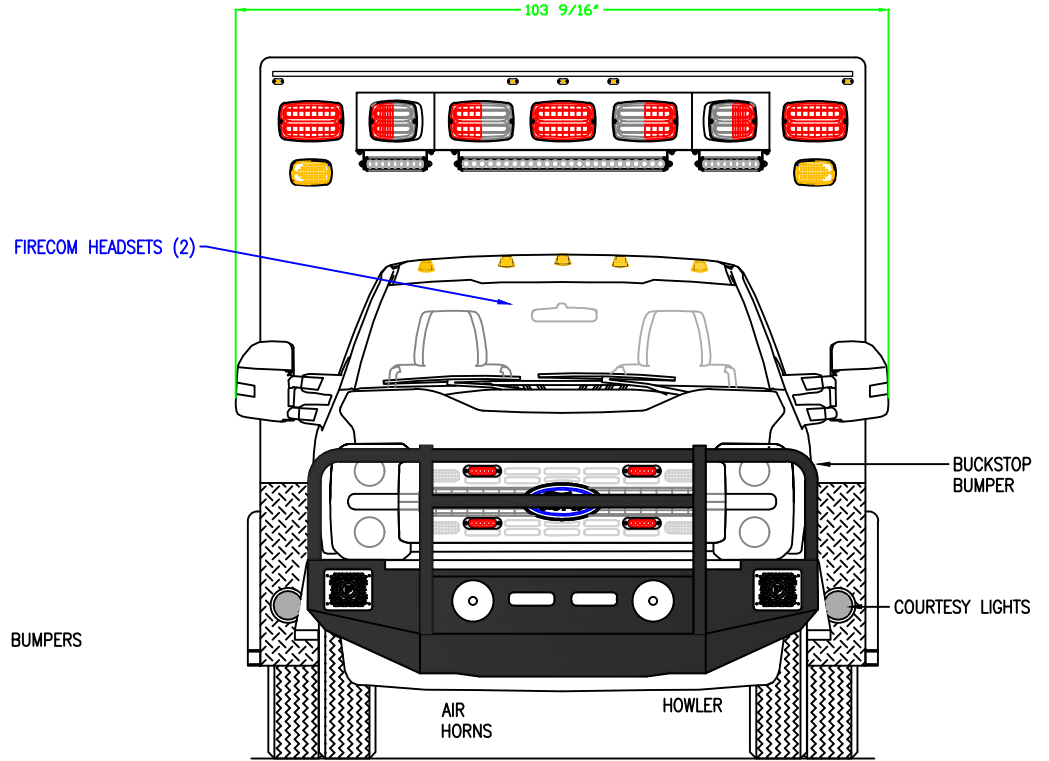
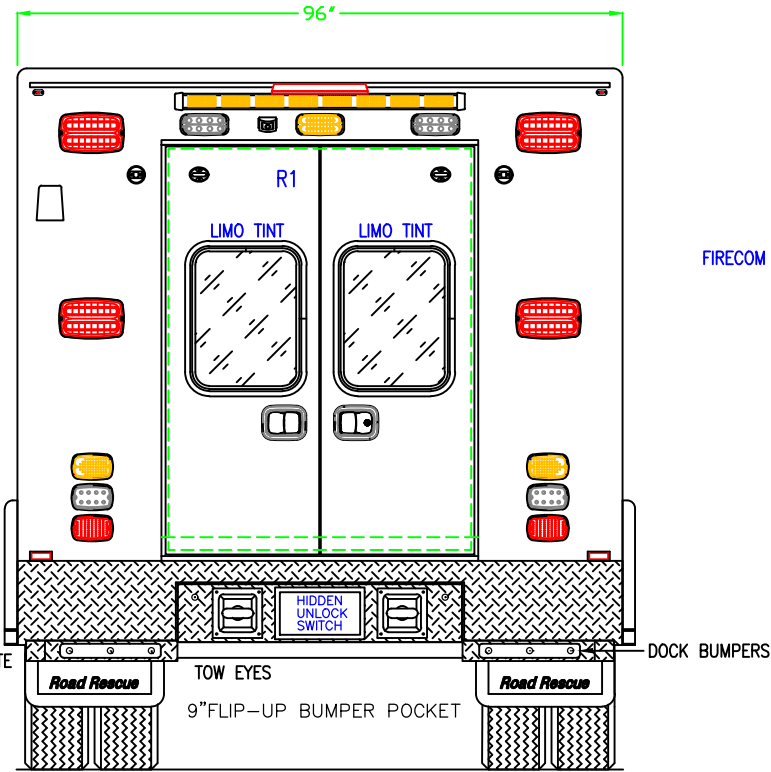


DOOR NO.	INTERIOR DIMENSIONS			NOTES	DOOR NO.	DOOR DIMENSIONS		MISC. NOTES
	HEIGHT	WIDTH	DEPTH			HEIGHT	WIDTH	
6	81.50"	28.75"	22.00"	FIXED DIVIDER, (3) ADJ. SHELVES	8	53.50"	30.00"	RIGHT STACK/ALS ACCESS
					P1	87.00"	30.06"	SLIDING LIMO TINTED WINDOW 18" X 18"
DETAILS ARE CONCEPTUAL ONLY. LAYOUT AND ALL DIMENSIONS ARE APPROXIMATE AND SUBJECT TO MODIFICATION BY DESIGN ENGINEERING.								
PROPRIETARY AND CONFIDENTIAL THIS INFORMATION CONTAINED IN THIS DRAWING IS THE SOLE PROPERTY OF ROAD RESCUE ANY REPRODUCTION IN PART OR AS A WHOLE WITHOUT THE WRITTEN PERMISSION OF ROAD RESCUE IS PROHIBITED.								

<b>Road Rescue</b> 2737 N. FORSYTH RD WINTER PARK, FL 32792 www.roadrescue.com PHONE 800-932-7077 FAX 800-513-2688		CURBSIDE EXTERIOR DETAIL				BID NUMBER <div style="display: flex; align-items: center; justify-content: center; gap: 10px;"> <span style="font-size: 2em; font-weight: bold;">19162</span> </div>	
		DRAWN BY GDG	DATE 04/29/2024	REVISION 1 05/07/2024	REVISION 2 06/06/2024	REVISION 3	SCALE



# NORTHUMBERLAND EMERGENCY SERVICES F-550 4 X 4 ULTRAMEDIC PASS-THROUGH



DOOR NO.	CLEAR OPENING		NOTES:
	HEIGHT	WIDTH	
R1	61.44"	50.25"	FIXED LIMO TINTED WINDOWS 18" X 24"

DETAILS ARE CONCEPTUAL ONLY.  
LAYOUT AND ALL DIMENSIONS ARE APPROXIMATE AND  
SUBJECT TO MODIFICATION BY DESIGN ENGINEERING.

PROPRIETARY AND CONFIDENTIAL  
THIS INFORMATION CONTAINED IN THIS DRAWING IS THE SOLE PROPERTY OF ROAD RESCUE ANY REPRODUCTION IN PART OR AS A WHOLE WITHOUT THE WRITTEN PERMISSION OF ROAD RESCUE IS PROHIBITED.

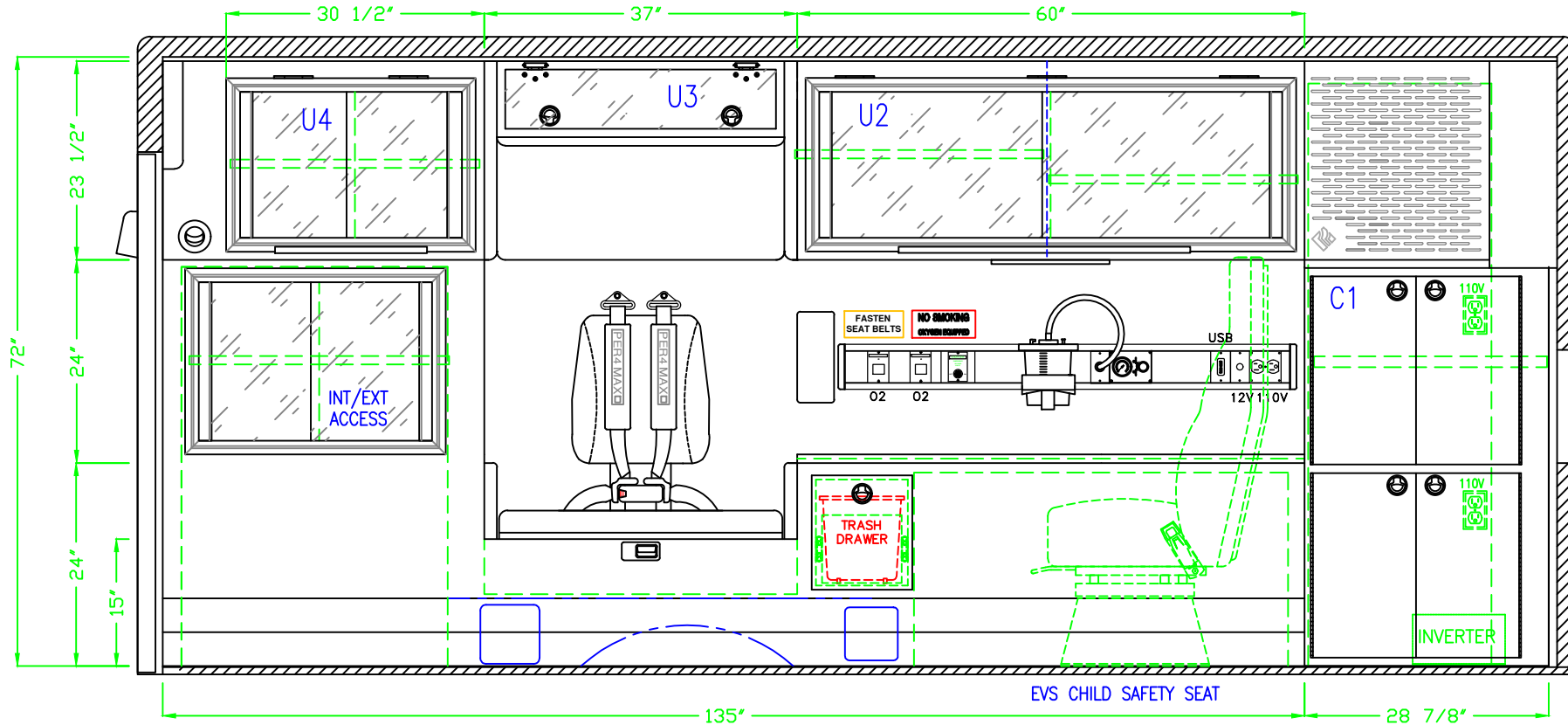
**Road Rescue** 2737 N. FORSYTH RD WINTER PARK, FL 32792  
www.roadrescue.com PHONE 800-932-7077 FAX 800-513-2688  
DRAWN BY GDG DATE 04/29/2024 REVISION 1 05/07/2024

## FRONT & REAR EXTERIOR DETAIL

BID NUMBER 19162



# NORTHUMBERLAND EMERGENCY SERVICES F-550 4 X 4 ULTRAMEDIC PASS-THROUGH



DOOR NO.	INTERIOR DIMENSIONS			NOTES	DOOR NO.	INTERIOR DIMENSIONS			MISC. NOTES
	HEIGHT	WIDTH	DEPTH			HEIGHT	WIDTH	DEPTH	
C1	23.00"	28.50"	16.50"	DOUBLE ALUM. LOCKING DOOR, (1) ADJ. SHELF	U4	23.50"	30.50"	18.12"	SLIDING POLY DOORS, (1) ADJ. SHELF, RESTOCK
L1	23.62"	28.50"	16.50"	DOUBLE ALUM. LOCKING DOOR	DETAILS ARE CONCEPTUAL ONLY. LAYOUT AND ALL DIMENSIONS ARE APPROXIMATE AND SUBJECT TO MODIFICATION BY DESIGN ENGINEERING.				
U2	23.50"	59.62"	18.12"	SLIDING POLY DOORS, (2) ADJ. SHELVES, RESTOCKING					
U3	9.00"	37.00"	10.75"	LIFT UP LEXAN DOOR, RESTOCKING					

PROPRIETARY AND CONFIDENTIAL  
THIS INFORMATION CONTAINED IN THIS DRAWING IS THE SOLE PROPERTY OF ROAD RESCUE ANY REPRODUCTION IN PART OR AS A WHOLE WITHOUT THE WRITTEN PERMISSION OF ROAD RESCUE IS PROHIBITED.

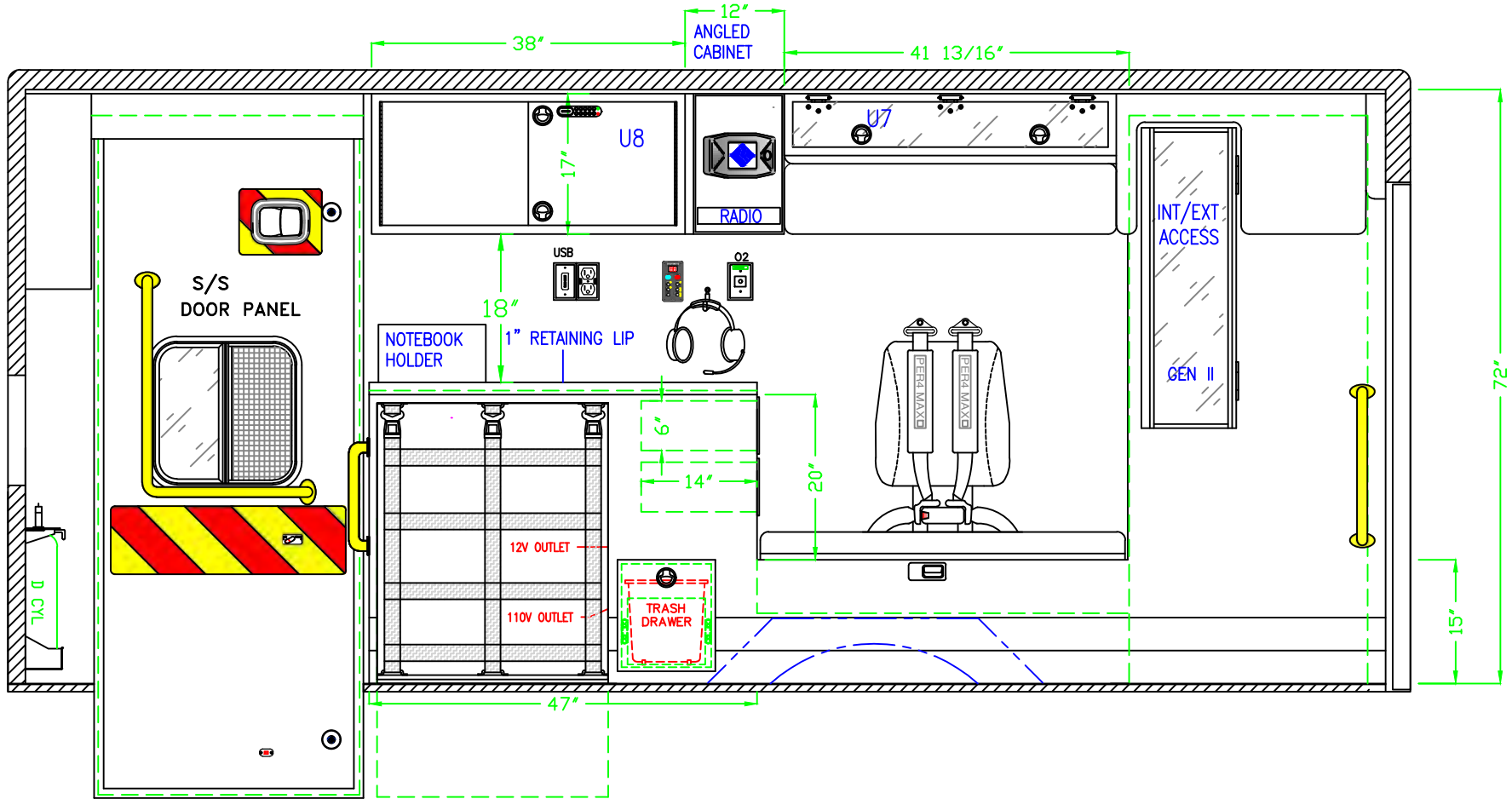
**Road Rescue** 2737 N. FORSYTH RD WINTER PARK, FL 32792  
www.roadrescue.com PHONE 800-932-7077 FAX 800-513-2688

## STREETSIDE INTERIOR DETAIL

BID NUMBER **19162**

DRAWN BY GDG DATE 04/29/2024 REVISION 1 05/07/2024 REVISION 2 06/06/2024 REVISION 3 SCALE SHEET 4 OF 10

# NORTHUMBERLAND EMERGENCY SERVICES F-550 4 X 4 ULTRAMEDIC PASS-THROUGH



DOOR NO.	INTERIOR DIMENSIONS			NOTES
	HEIGHT	WIDTH	DEPTH	
U7	7.50"	41.75"	8.50"	LIFT-UP LEXAN DOOR, RESTOCK
U8	17.00"	37.75"	15.00"	DOUBLE ALUMINUM DOOR, KITLOCK 1000

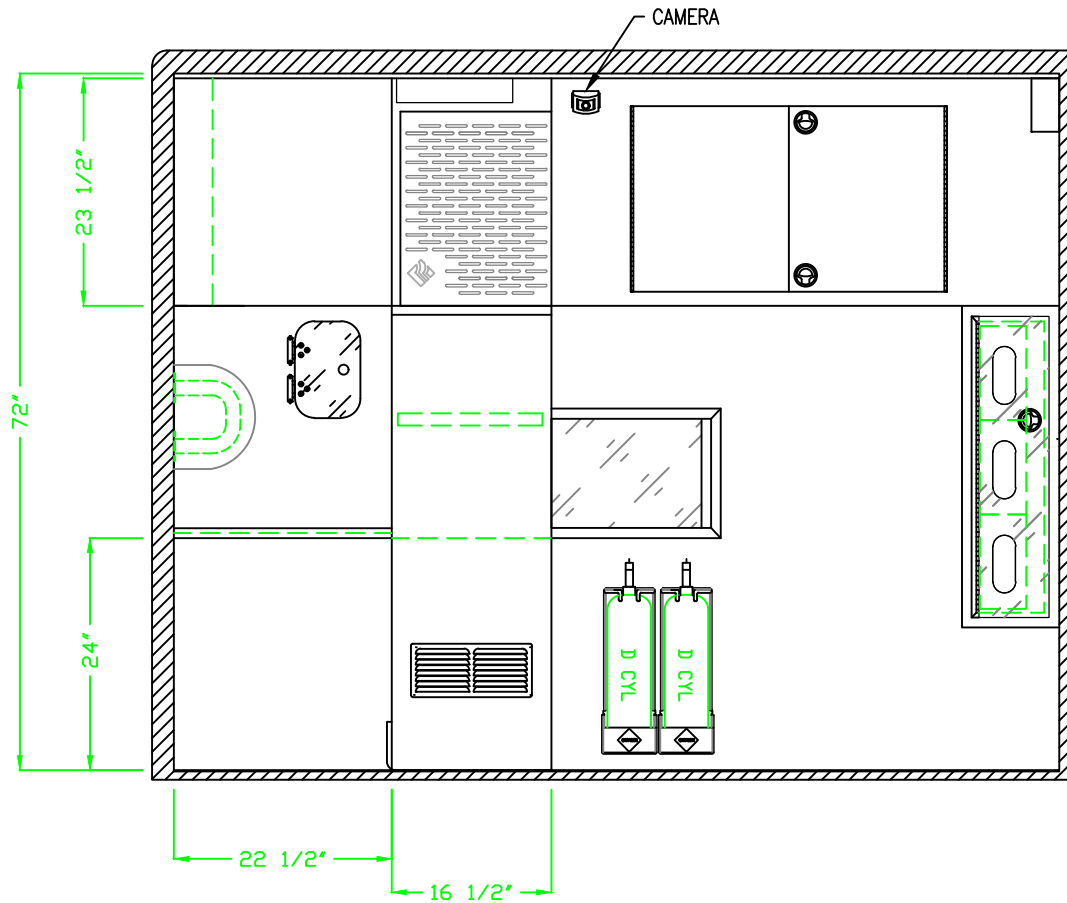
NOTES:  
  
 DETAILS ARE CONCEPTUAL ONLY.  
 LAYOUT AND ALL DIMENSIONS ARE APPROXIMATE AND  
 SUBJECT TO MODIFICATION BY DESIGN ENGINEERING.

PROPRIETARY AND CONFIDENTIAL  
 THIS INFORMATION CONTAINED IN THIS DRAWING IS THE SOLE PROPERTY OF ROAD RESCUE ANY REPRODUCTION IN PART OR AS A WHOLE WITHOUT THE WRITTEN PERMISSION OF ROAD RESCUE IS PROHIBITED.

<b>Road Rescue</b>		2737 N. FORSYTH RD WINTER PARK, FL 32792		<h2>CURBSIDE INTERIOR DETAIL</h2>			BID NUMBER	
www.roadrescue.com PHONE 800-932-7077 FAX 800-513-2688							 <b>19162</b> 	
DRAWN BY GDG	DATE 04/29/2024	REVISION 1 05/07/2024	REVISION 2 06/06/2024	REVISION 3	SCALE	SHEET 5 OF 10		



# NORTHUMBERLAND EMERGENCY SERVICES F-550 4 X 4 ULTRAMEDIC PASS-THROUGH



**NOTES:**

DETAILS ARE CONCEPTUAL ONLY.  
LAYOUT AND ALL DIMENSIONS ARE APPROXIMATE AND  
SUBJECT TO MODIFICATION BY DESIGN ENGINEERING.

PROPRIETARY AND  
CONFIDENTIAL  
THIS INFORMATION  
CONTAINED IN THIS  
DRAWING IS THE SOLE  
PROPERTY OF ROAD  
RESCUE ANY  
REPRODUCTION IN PART  
OR AS A WHOLE  
WITHOUT THE WRITTEN  
PERMISSION OF ROAD  
RESCUE IS PROHIBITED.

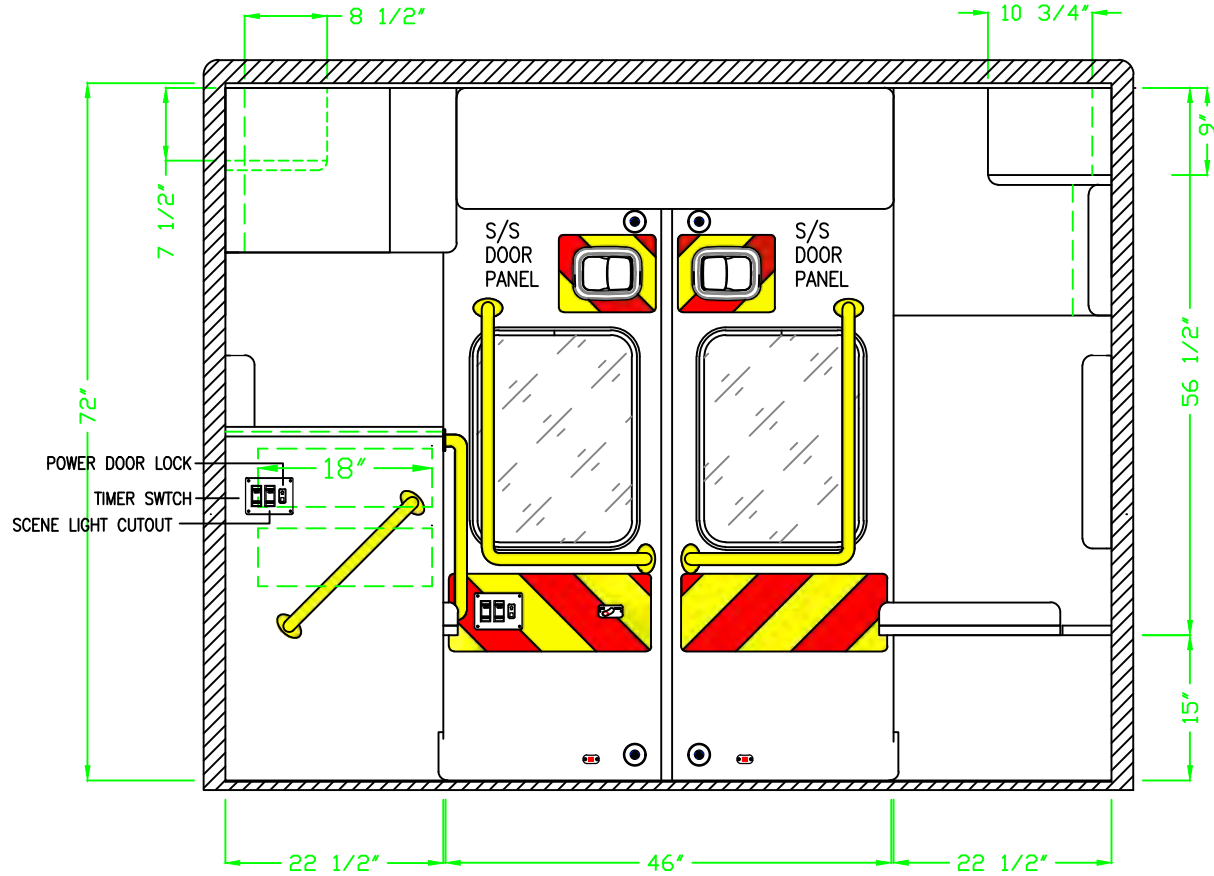
**Road Rescue** 2737 N. FORSYTH RD  
WINTER PARK, FL 32792  
www.roadrescue.com PHONE 800-932-7077 FAX 800-513-2688

## FRONT INTERIOR DETAIL

BID NUMBER  
 **19162** 

DRAWN BY GDG	DATE 04/29/2024	REVISION 1 05/07/2024	REVISION 2 06/06/2024	REVISION 3	SCALE	SHEET 6 OF 10
-----------------	--------------------	--------------------------	--------------------------	------------	-------	---------------

# NORTHUMBERLAND EMERGENCY SERVICES F-550 4 X 4 ULTRAMEDIC PASS-THROUGH





NOTES:

NOTES:  
DETAILS ARE CONCEPTUAL ONLY.  
LAYOUT AND ALL DIMENSIONS ARE APPROXIMATE AND  
SUBJECT TO MODIFICATION BY DESIGN ENGINEERING.

PROPRIETARY AND  
CONFIDENTIAL  
THIS INFORMATION  
CONTAINED IN THIS  
DRAWING IS THE SOLE  
PROPERTY OF ROAD  
RESCUE ANY  
REPRODUCTION IN PART  
OR AS A WHOLE  
WITHOUT THE WRITTEN  
PERMISSION OF ROAD  
RESCUE IS PROHIBITED.

**Road Rescue** 2737 N. FORSYTH RD  
WINTER PARK, FL 32792  
www.roadrescue.com PHONE 800-932-7077 FAX 800-513-2688

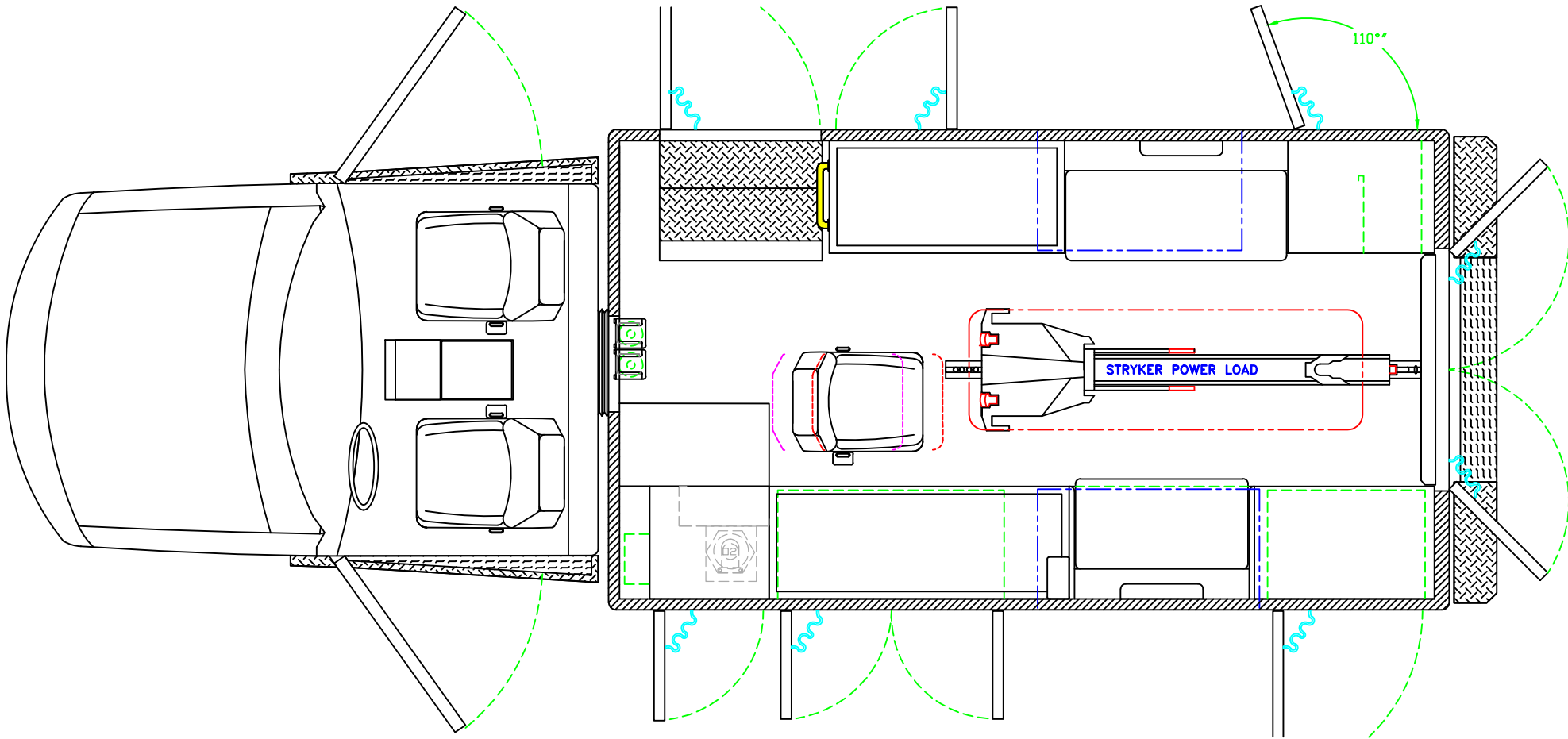
## REAR INTERIOR DETAIL

BID NUMBER  
 19162 

DRAWN BY GDG	DATE 04/29/2024	REVISION 1 05/07/2024	REVISION 2 06/06/2024	REVISION 3	SCALE	SHEET 7 OF 10
-----------------	--------------------	--------------------------	--------------------------	------------	-------	---------------

# NORTHUMBERLAND EMERGENCY SERVICES F-550 4 X 4 ULTRAMEDIC PASS-THROUGH

DEALER SIGNATURE 





NOTES:

NOTES:  
DETAILS ARE CONCEPTUAL ONLY.  
LAYOUT AND ALL DIMENSIONS ARE APPROXIMATE AND  
SUBJECT TO MODIFICATION BY DESIGN ENGINEERING.

PROPRIETARY AND  
CONFIDENTIAL  
THIS INFORMATION  
CONTAINED IN THIS  
DRAWING IS THE SOLE  
PROPERTY OF ROAD  
RESCUE ANY  
REPRODUCTION IN PART  
OR AS A WHOLE  
WITHOUT THE WRITTEN  
PERMISSION OF ROAD  
RESCUE IS PROHIBITED.

**Road Rescue** 2737 N. FORSYTH RD  
WINTER PARK, FL 32792  
www.roadrescue.com PHONE 800-932-7077 FAX 800-513-2688

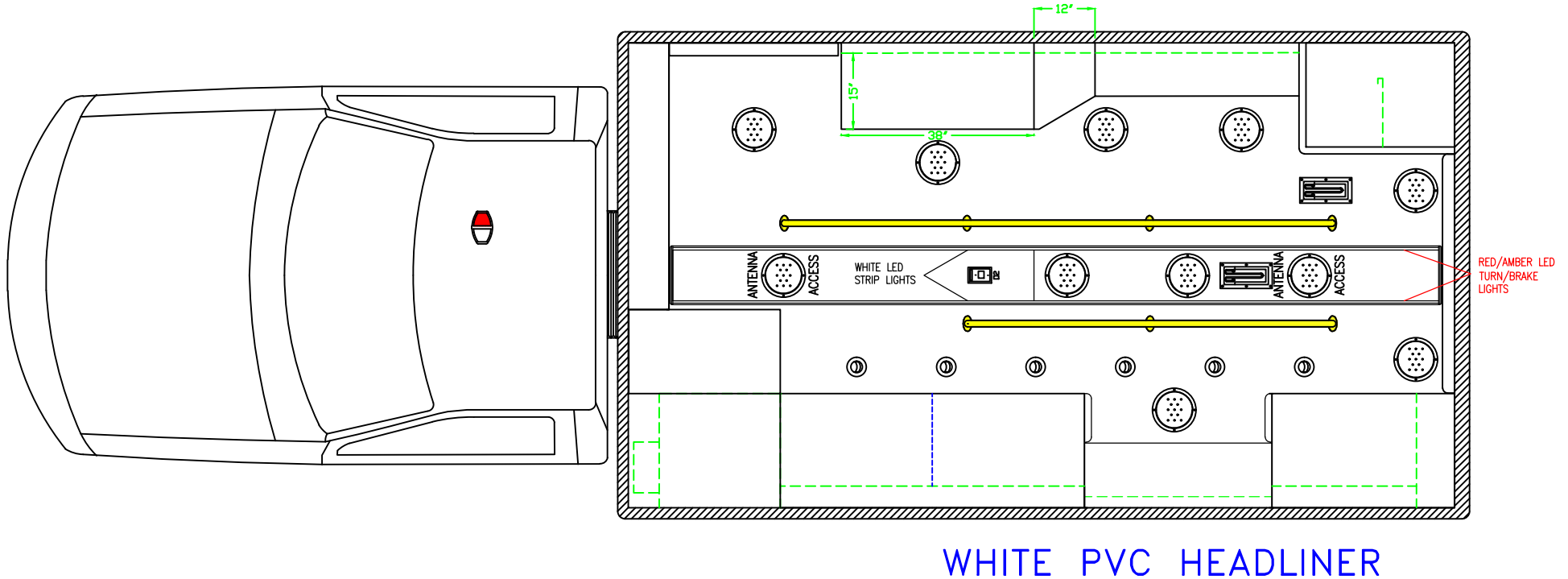
## OVERHEAD FLOOR DETAIL

BID NUMBER  
 19162 

DRAWN BY GDG	DATE 04/29/2024	REVISION 1 05/07/2024	REVISION 2 06/06/2024	REVISION 3	SCALE	SHEET 8 OF 10
-----------------	--------------------	--------------------------	--------------------------	------------	-------	---------------



# NORTHUMBERLAND EMERGENCY SERVICES F-550 4 X 4 ULTRAMEDIC PASS-THROUGH



WHITE PVC HEADLINER

NOTES:

NOTES:  
 DETAILS ARE CONCEPTUAL ONLY.  
 LAYOUT AND ALL DIMENSIONS ARE APPROXIMATE AND  
 SUBJECT TO MODIFICATION BY DESIGN ENGINEERING.

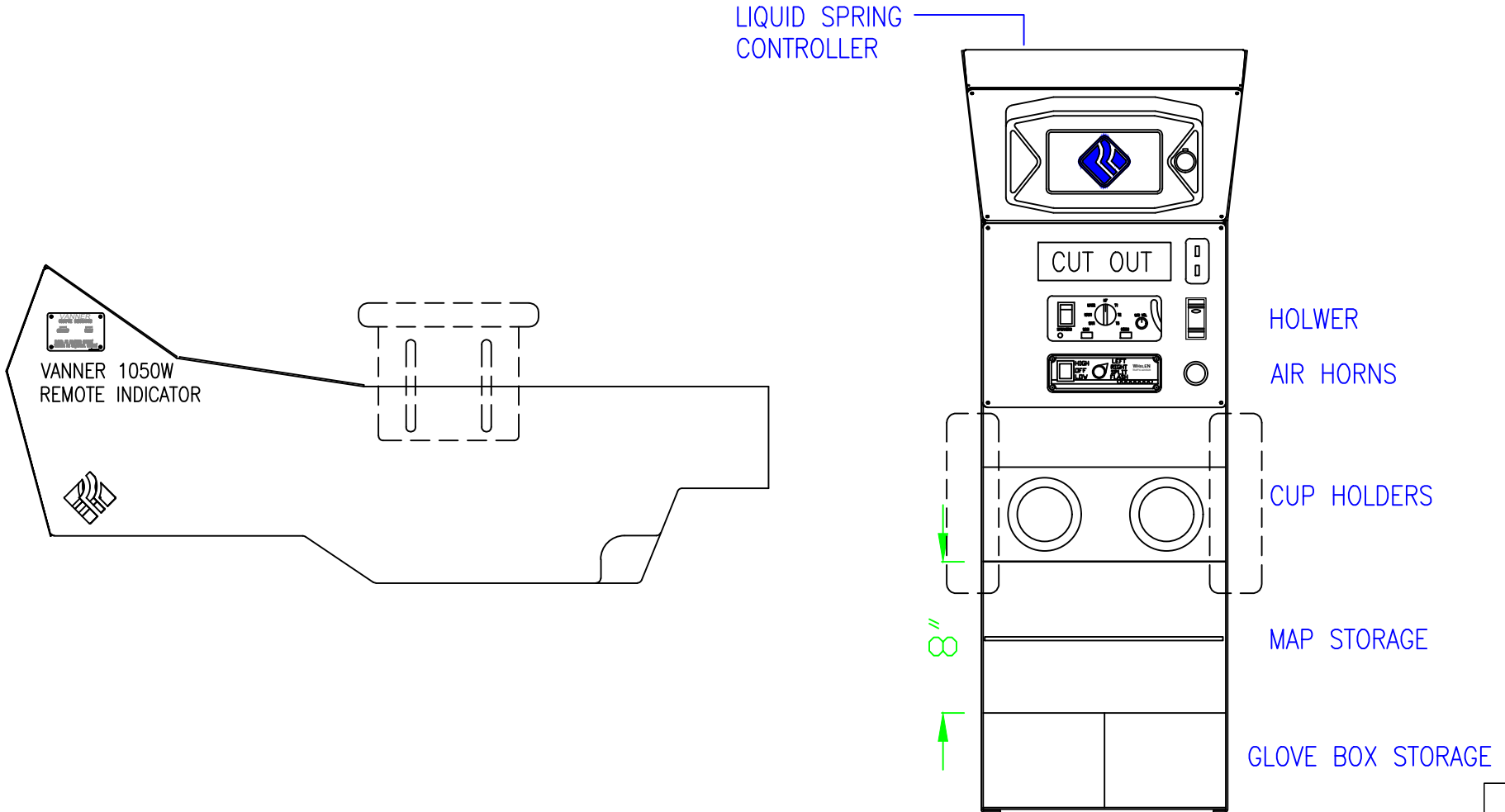
PROPRIETARY AND  
 CONFIDENTIAL  
 THIS INFORMATION  
 CONTAINED IN THIS  
 DRAWING IS THE SOLE  
 PROPERTY OF ROAD  
 RESCUE ANY  
 REPRODUCTION IN PART  
 OR AS A WHOLE  
 WITHOUT THE WRITTEN  
 PERMISSION OF ROAD  
 RESCUE IS PROHIBITED.

**Road Rescue** 2737 N. FORSYTH RD  
 WINTER PARK, FL 32792  
 www.roadrescue.com PHONE 800-932-7077 FAX 800-513-2688  
 DRAWN BY DATE REVISION 1 REVISION 2 REVISION 3 SCALE  
 GDG 04/29/2024 05/07/2024

## OVERHEAD CEILING DETAIL

BID NUMBER  
 19162

# NORTHUMBERLAND F-550 ULTRAMEDIC // PASS-THROUGH



DETAILS ARE CONCEPTUAL ONLY. LAYOUT AND ALL DIMENSIONS ARE APPROXIMATE AND SUBJECT TO MODIFICATION BY DESIGN ENGINEERING.

PROPRIETARY AND CONFIDENTIAL  
THIS INFORMATION CONTAINED IN THIS DRAWING IS THE SOLE PROPERTY OF ROAD RESCUE ANY REPRODUCTION IN PART OR AS A WHOLE WITHOUT THE WRITTEN PERMISSION OF ROAD RESCUE IS PROHIBITED.

**Road Rescue**



2737 N. Forsyth Rd.  
Winter Park, FL 32792

## CONSOLE CONFIGURATION

BID NUMBER

www.roadrescue.com PHONE 800-932-7077 FAX 800-513-2688

DRAWN BY	DATE	REVISION 1	REVISION 2	REVISION 3	SCALE	SHEET 10 OF 10
----------	------	------------	------------	------------	-------	----------------


19162




**FISCAL YEAR  
2028**

The logo for Northumberland Emergency Services is a large, faint watermark in the background. It features a red arched border containing the text 'NORTHUMBERLAND' at the top and 'EMERGENCY SERVICES' at the bottom. In the center is a coat of arms with two golden lions flanking a shield, topped with a crown. A banner below the shield reads 'NORTHUMBERLAND' and '1066'.

**ES-1  
VEHICLE  
REPLACEMENT**





Christopher Bailey, Chief

**Northumberland County**  
**Department of Emergency Services**  
 43 Monument Place  
 P.O. Box 129  
 Heathsville, VA 22473  
 Phone : (804) 580-2589



Ethan Harding, Assistant Chief

**Capital Improvement Plan (FY27 – FY31)**  
**Project Justification**

**Project Title:** ES1 Vehicle Replacement

**Year:** FY28

**Priority:** Necessary

The replacement of the Chief's vehicle is a vital component of sustaining reliable, efficient, and safe emergency response operations. The current vehicle will have reached its target mileage, with concerns of maintenance costs, mechanical reliability, and operational readiness. This project seeks to replace the existing units with a modern, properly outfitted emergency response and command vehicle that meets current operational, technological, and safety standards.

The Chief's vehicle serves as a mobile command administrative platform, enabling on-scene leadership during rescues, EMS incidents, severe weather events, fires, and other critical operations. The vehicle is equipped with communications systems, emergency lighting, command and accountability equipment, EMS equipment, and scene support tools that allow the Chief of Emergency Services to coordinate complex, multi-agency responses efficiently. Reliable operation of this vehicle is essential for rapid response, effective incident management, and the protection of both personnel and the public.

Older vehicles in this capacity often experience increased downtime, escalating maintenance expenses, and decreased reliability due to mileage accumulation, mechanical wear, and outdated technology. These issues not only strain operational budgets but can also delay emergency response if the vehicle becomes unavailable during critical incidents. Replacing the current unit ensures continued readiness, reduces long-term maintenance costs, and aligns with established fleet management and replacement schedules recommended by industry best practices.

Modern command vehicles are designed with enhanced safety features, improved fuel efficiency, and integrated communications technology that support interoperability across fire, EMS, and law enforcement agencies. These systems improve situational awareness, enhance coordination during multi-jurisdictional incidents, and support compliance with National Incident Management System (NIMS) standards.

Additionally, this vehicle serves dual purposes – supporting both emergency incident response, and daily administrative duties such as interdepartmental meetings and regional coordination. As such, the vehicle represents a mission-critical tool rather than a personal conveyance, directly tied to the operational performance of the Department's leadership.

If funded, it is proposed that the current Chief vehicle (2020 Ford F-150) be converted to a Department utility vehicle, allowing the surplus of an older SUV acquired from the Sheriff's Office. In a utility capacity, the F-150 will allow for the transport of staff to classes and conferences, tow the county's Disaster Response trailer, and provide a backup vehicle in the event that the ES1, ES2 or Shift Lead vehicles are out of service.

In summary, replacing the Chief's response vehicle ensures that the Department maintains a safe, reliable and fully functional command asset. The investment enhances operational readiness, ensures compliance with modern standards, and demonstrates fiscal responsibility through proactive asset management.

The Department of Emergency Services requests flexibility on which make/model of vehicle is to be purchased for this project, as long as the final price point remains at or below the requested funding amount.



undefined

**Preview Order 9999 - W2B 4x4 Crew Cab SRW:** Order Summary Time of Preview: 09/10/2025 07:16:41 Receipt: NA  
6.75' Box

**Dealership Name:** Haley Ford

**Sales Code :** F27074

<b>Dealer Rep.</b> Robert Sizemore	<b>Type</b> Fleet	<b>Vehicle Line</b> Superduty	<b>Order Code</b> 9999
<b>Customer Name</b> ITEM 194	<b>Priority Code</b> K1	<b>Model Year</b> 2026	<b>Price Level</b> 630

**DESCRIPTION**

F250 4X4 CREW CAB PICKUP/160  
 160 INCH WHEELBASE  
 TOTAL BASE VEHICLE  
 OXFORD WHITE  
 VINYL 40/20/40 SEATS  
 MEDIUM DARK SLATE  
 PREFERRED EQUIPMENT PKG.600A  
 .XL TRIM  
 .AIR CONDITIONING -- CFC FREE  
 .AM/FM STEREO MP3/CLK  
 .6.8L DEVCT NA PFI V8 ENGINE  
 10-SPEED AUTO TORQSHIFT-G  
 .LT245/75R17E BSW ALL-SEASON

**DESCRIPTION**

3.73 RATIO NON LTD SLIP AXLE  
 JOB #1 ORDER  
 10000# GVWR PACKAGE  
 50 STATE EMISSIONS  
 SPARE TIRE AND WHEEL  
 JACK  
 CONN PKG: 1 YR INCL W/FORD APP  
 SPECIAL FLEET ACCOUNT CREDIT  
 FUEL CHARGE  
 PRICED DORA  
 ADVERTISING ASSESSMENT  
 DESTINATION & DELIVERY

Customer Name:  
 Customer Address:

Customer Email:  
 Customer Phone:

Customer Signature

Date

***This order has not been submitted to the order bank.***

***This is not an invoice.***

**Contract:** 25-08-0917R, Vehicle and Motorcycle Procurement**Group:** Trucks**Item:** 194, Ford, F-250 SD Crew Cab XL 6.75` Box 160" WB SRW 4x4, W2B**Description:** Manufacturer's standard base model specifications and current model year for model/model number listed.**Model Upgrade/Downgrade:** There are no models offered as a model upgrade/downgrade for this vehicle.

Zone	Rank	Vendor	Price	Percent (Taken off MSRP for options)	Build File	Options File
Dogwood	Primary	Haley Ford South	\$48,718.80	6.00%	Build	Options
	Alternate	Sheehy Ford Lincoln of Richmond	\$49,828.11	6.00%	Build	Options
Colonial	Primary	Haley Ford South	\$48,666.75	6.00%	Build	Options
	Alternate	Sheehy Ford Lincoln of Richmond	\$49,773.17	6.00%	Build	Options
Heritage	Primary	Haley Ford South	\$48,666.75	6.00%	Build	Options
	Alternate	Sheehy Ford Lincoln of Richmond	\$49,774.01	6.00%	Build	Options
Chesapeake	Primary	Haley Ford South	\$48,614.70	6.00%	Build	Options
	Alternate	Sheehy Ford Lincoln of Richmond	\$49,723.16	6.00%	Build	Options
No Delivery	Primary	Haley Ford South	\$48,614.70	6.00%	Build	Options
	Alternate	Sheehy Ford Lincoln of Richmond	\$49,571.61	6.00%	Build	Options



**UTV  
PURCHASE**

# Northumberland County Draft Capital Improvement Program Project Form

(1) Office/Department Department of Emergency Services																				
(2) Project Title UTV Purchase	<table style="width: 100%; border-collapse: collapse;"> <tr> <td style="text-align: right; padding-right: 10px;">Urgent</td> <td style="width: 50px; border-bottom: 1px solid black;"></td> <td style="text-align: right; padding-right: 10px;">Necessary</td> <td style="width: 50px; border-bottom: 1px solid black; text-align: center;">X</td> <td style="text-align: right; padding-right: 10px;">Desirable</td> <td style="width: 50px; border-bottom: 1px solid black;"></td> </tr> <tr> <td style="text-align: right; padding-right: 10px;">Project Priority</td> <td colspan="5" style="border-bottom: 1px solid black;"></td> </tr> <tr> <td style="text-align: right; padding-right: 10px;">Year Required</td> <td colspan="5" style="border-bottom: 1px solid black; text-align: center;">FY28</td> </tr> </table>	Urgent		Necessary	X	Desirable		Project Priority						Year Required	FY28					
Urgent		Necessary	X	Desirable																
Project Priority																				
Year Required	FY28																			
(3) Project Description (include sketches, appraisals, plans, etc.) This project proposes the purchasing of a utility terrain vehicle (UTV).  Attachment # 2, 3, 4																				
(4) Project Justification (includes ramifications if project is not implemented) This project proposes the purchase of a Utility Terrain Vehicle (UTV) to enhance the Department's capability to respond to emergencies in off-road, remote, or congested areas where standard apparatus cannot operate. The UTV will be equipped for medical response, wildland firefighting, and search-and-rescue operations. As this would be a county-wide asset deployed by the Department of Emergency Services, it will be available across the county for emergencies and special events, as well as mutual aid incidents. The addition of this unit improves access, patient care, and responder safety while increasing operational efficiency and service coverage throughout the county, regardless of environment. Attachment # 1																				
(5) Cost (include staffing needs, annual O&M requirements, planning/engineering, equipment/furniture, acquisition, construction) Total cost is estimated at \$60,000 for the vehicle, to include lighting, decals, skid, durable and consumable equipment, and trailer.																				
(6) Funding Source(s)																				
Current Revenue _____	Grant (Type) <u>EM/RSAF</u>																			
Revenue Bond _____	Loan (Type) _____																			
General Obligation Bond _____	Special Assessment _____																			
Capital Reserve Fund <u>EMS Billing</u>	Other _____																			
Requestor <u>Christopher Bailey</u> Date <u>October 27, 2025</u> <div style="text-align: right; margin-right: 100px;">                     Planning Commission Meeting _____                      Date/Time _____                 </div>																				
Planning Commission Comments: _____ _____ _____ _____ _____																				



Christopher Bailey, Chief

**Northumberland County**  
**Department of Emergency Services**  
 43 Monument Place  
 P.O. Box 129  
 Heathsville, VA 22473  
 Phone : (804) 580-2589



Ethan Harding, Assistant Chief

**Capital Improvement Plan (FY27 – FY31)**  
**Project Justification**

**Project Title:** UTV Purchase

**Year:** FY28

**Priority:** Necessary

The purchase of a utility terrain vehicle (UTV) represents a strategic enhancement to the county's emergency response capability, providing versatile access and operational support across diverse environments. This vehicle will service as a county-wide asset, available for deployment to any agency within the county for use in emergency incidents and special events, as well as mutual aid responses.

The UTV will significantly improve the Department's ability to reach patients and perform operations in locations inaccessible to traditional fire apparatus or ambulances, including trails, wooded areas, beaches, fields, construction sites, and event venues. It will be equipped with medical gear, a patient transport skid, and fire suppression and rescue tools, enabling responders to deliver care and extrication in challenging terrain where seconds matter.

From an operational standpoint, the UTV increases responder efficiency and enhances safety during prolonged or logistically difficult incidents. It allows EMS and fire personnel to rapidly deploy to areas beyond road access, transport patients from remote scenes to awaiting ambulances, and support operations during wildlife fires, search-and-rescue incidents, and large-scale community events. Its compact size and maneuverability also make it ideal for use during disaster response operations when traditional vehicles cannot navigate debris.

As a county-wide resource, the UTV will strengthen interagency coordination by providing a deployable, shared asset available to volunteer and career agencies alike. This shared-use model ensures consistent equipment availability across the county, reducing the duplication of capital costs, and enhancing the county's overall readiness for emergencies requiring specialized mobility. The UTV will be stored and maintained by the Department of Emergency Services but dispatched as needed to ensuring maximum utilization and value for the investment.

The purchase of this UTV supports firefighter and EMS provider safety by reducing the physical strain associated with manual patient carries over rough terrain and minimizing the risk of injury during off-road or remote operations. In areas with extended access times or adverse weather, the UTV's durability and design allow for safe navigation where traditional vehicles would be ineffective or endangered.

In summary, the acquisition of a county-wide UTV enhances operational flexibility, expands emergency access capabilities, improves responder safety, and strengthens the county's all-hazards response capability. This project represents a cost-effective investment in readiness, interoperability, and community protection across all faces of public safety within the county.

The Department of Emergency Services requests flexibility on which make/model of vehicle is to be purchased for this project, as long as the final price point remains at or below the requested funding amount.



**2026  
DEFENDER PRO DPS**

0006atc00	\$21,499.00
<b>Vehicle Options</b>	<b>\$0.00</b>
<b>Accessories</b>	<b>\$4,753.42</b>
	<b>\$26,252.42</b>

**KEY FEATURES**

- Dynamic Power Steering (DPS)
- 64 in. wide with Arched A-arm
- 27 in. XPS Trail King tires
- 14 in. cast-aluminum wheels
- Modular long cargo box 72 x 54.5 x 10 in. (180.3 x 138.4 x 25.4 cm)

**VEHICLE OPTIONS**

**COLOR**



**Compass Green**

**ENGINE**



**HD10**

**SUSPENSION**



**ACCESSORIES (9)**



**Rear Wind Screen**  
715002851  
1x Additional Accessory

\$138.49



**Roof Power Cable**  
715003094  
1x Additional Accessory

\$63.99



**Removable Storage Bin**  
715004344  
1x Included with Vehicle



**Rancher Front Bumper**  
715005410  
1x Additional Accessory

\$723.99



**Auxiliary Battery Installation Kit**  
715006035  
1x Additional Accessory

\$417.49



**Can-Am HD 4500 Winch**  
715006416  
1x Additional Accessory

\$384.99



**Winch Harness**  
715008152  
1x Additional Accessory

\$117.49



**Hybrid Cab Enclosure**  
715008063  
1x Additional Accessory

\$2,630.49



**Front Roof Liner**  
715008226  
1x Additional Accessory

\$276.49



**BUILD CODE: JA881V**

Scan the QR code to see your build on any digital device

This Manufacturer Suggested Retail Price (MSRP) excludes freight, delivery charge, taxes and registration fees. Accessory installation costs might not be included. Depending on your geographic position, certain additional fees might be applicable. Dealers may sell for a different price. Please note the vehicle may not be exactly as shown, and selected models and accessories might not be available at the dealership. For full and accurate vehicle pricing information, please contact your local dealer for a detailed quote and availability.

Representation of the actual vehicle coloration may vary. Representation of the accessory positioning is for reference only. Actual appearance on the vehicle may vary. Please visit your local dealer for more information.



# QTAC EMS-D

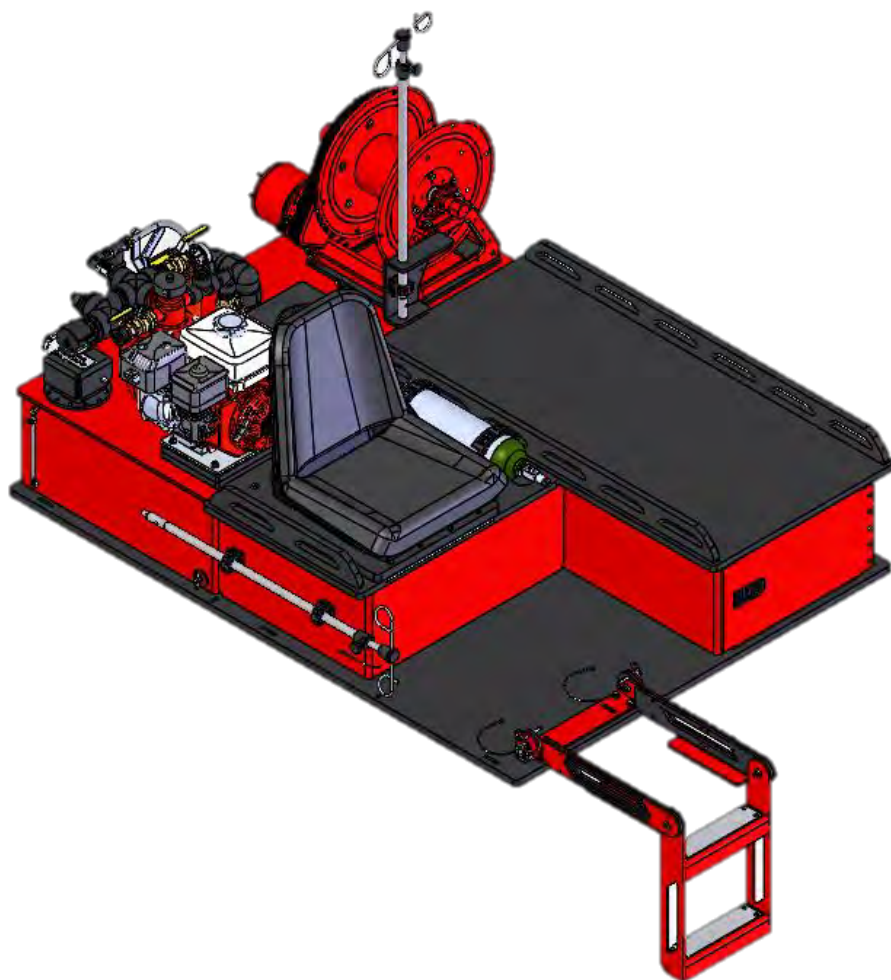
BASE PRICE \$11,995.00

For the most versatile fire-rescue UTV skid, choose the QTAC EMS-D. It combines fire suppression and patient transport in one high-performance package, designed specifically for Can-Am long bed UTVs.

- Remote medical emergencies
- Wildfire and brush fire suppression
- Event medical services
- Prescribed burn operations
- Mop-up and line control



## EMS-D UTV Fire & Rescue Skid Specification



A Division of MTECH, Inc.  
1072 Marauder, Suite 210 Chico, CA 95973  
1.888.797.5100  
[www.qtacfire.com](http://www.qtacfire.com)  
[www.mtechincorporated.com](http://www.mtechincorporated.com)



## TANK & SKID

The tank shall have the following characteristics:

- MTECH PolyTough™ extrusion-welded Copolymer Polypropylene construction
- Capacity of 55 gallons of water
- 3/8" internal baffles with interlocking design to meet NFPA standards
- Pump suction plumbed to the center of the tank with anti-cavitation device
- 1-1/2" tank drain
- 4" vented fill tower
- Site tube to gauge water level
- Flange-mounted anchor points to secure the skid unit to the bed
- Mounting pad for hose reel
- Onboard battery mounted under seat
- Storage compartment with locking door and slide-out tray
- Folding ladder
- SCBA bottle storage
- IV pole locations (stowed and in-use)

## PUMP & ENGINE

The pump system shall have the following characteristics:

- Honda GX200 5.5 hp engine with recoil start and low oil sensor with Waterax Versax 2-stage, self-priming centrifugal pump (120 PSI Max; 105 GPM Max)
- 2" auxiliary suction
- 1" discharge
- 1" gated discharge to hose reel
- 2" gated tank to pump



- 1” gated pump to tank return / fill
- All plumbing to be of either composite polypropylene, brass, or stainless steel

## **FOAM**

The foam system shall have the following characteristics:

- **OPTION: End-of-line foam system, includes:**
  - Aerating nozzle
  - ¼ turn end-of-line shut-off
- **With Honda GX200 5.5hp equipped QTAC**
  - **OPTION: Around-the-pump foam system, includes:**
    - MTECH PolyTough™ extrusion-welded Copolymer Polypropylene construction 2.5-gallon external foam reservoir
    - Threaded 6” fill well, flush mounted at top of tank with vented cap
    - Adjustable through-the-pump foam proportioner
    - Aerating nozzle
- **OPTION: 5-gallon foam reservoir**

## **HOSE & ASSOCIATED COMPONENTS**

The hose and associated hardware shall have the following characteristics:

- **3/4” X 50’ of rubber booster hose**
  - **OPTION: 3/4" X 75’ of rubber booster hose**
  - **OPTION: 3/4" X 100’ of rubber booster hose**
  - **OPTION: 3/4" X 50’ Red rubber booster hose kit**
- **Hannay manual rewind hose reel**



- OPTION: Hannay electric rewind hose reel
- Nozzle Options:
  - Max 8 GPM brass bulls-eye with 1/4-turn shut off
  - Max 15 GPM D-ring fire-style nozzle
  - Max 18 GPM Vari-Nozzle
  - 10-23 GPM Viper Nozzle
    - OPTION: Pistol grip bale shut off

## **WEIGHTS\***

Dry weight, Waterax Versax 6 and manual hose reel: 520 lbs.

Wet weight, Waterax Versax 6 and manual hose reel: 980 lbs.

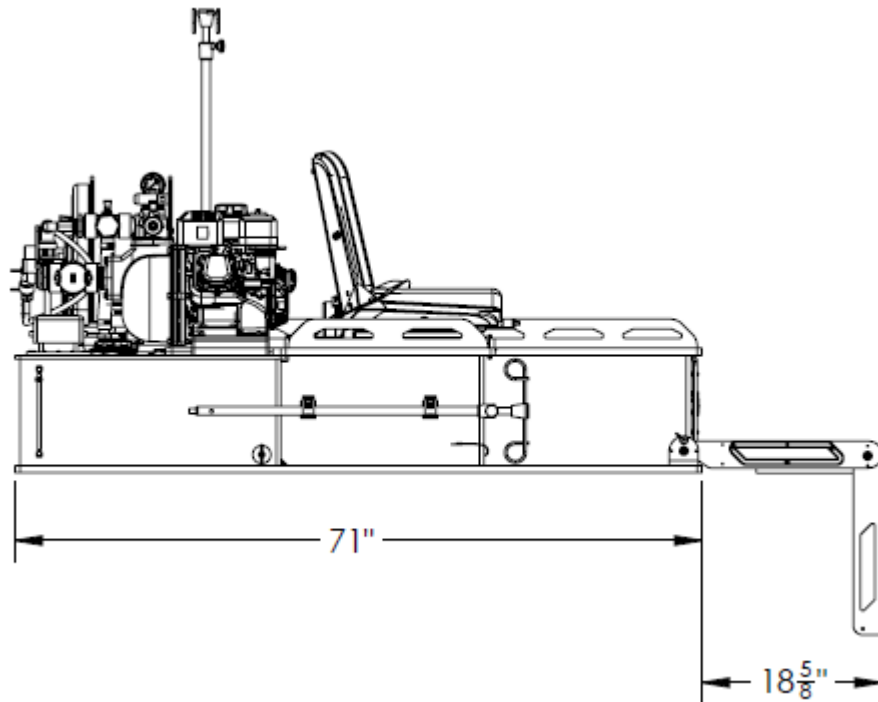
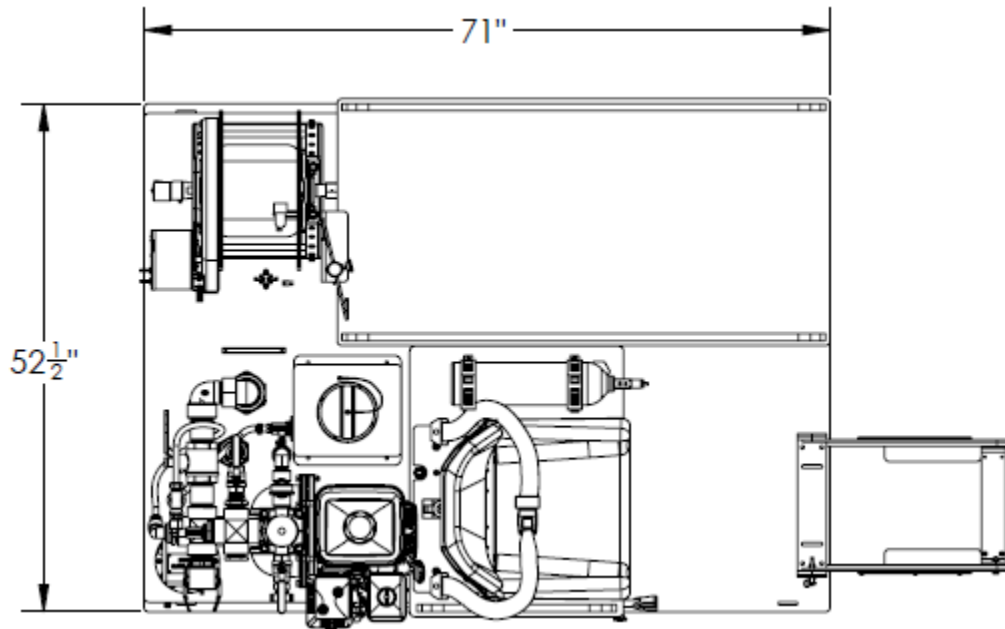
Additional weight per component:

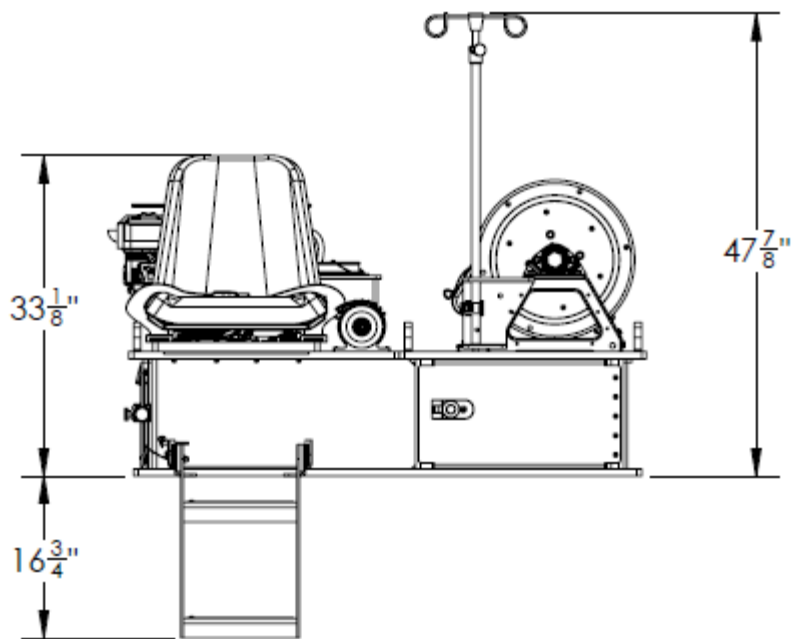
- Electric hose reel: 30 lbs.
- Around-the-Pump Foam
  - 2.5-gallon
    - Dry Weight: 7 lbs.
    - Wet Weight: 28 lbs.
  - 5-gallon
    - Dry Weight: 11 lbs.
    - Wet Weight: 53 lbs.

\*All weights are approximate



# DIMENSIONS





The background features a large, faint watermark of the Northumberland Emergency Services logo. The logo is a shield-shaped emblem with a red border. At the top, the word "NORTHUMBERLAND" is written in a blue, serif font, following the curve of the top edge. In the center is a heraldic crest with a shield, a crown on top, and two lions on either side. Below the crest, the words "EMERGENCY SERVICES" are written in a blue, serif font. The entire logo is semi-transparent.

**VIDEO  
LARYNGOSCOPE  
SYSTEMS  
REPLACEMENT**





Christopher Bailey, Chief

**Northumberland County**  
**Department of Emergency Services**  
 43 Monument Place  
 P.O. Box 129  
 Heathsville, VA 22473  
 Phone : (804) 580-2589



Ethan Harding, Assistant Chief

**Capital Improvement Plan (FY27 – FY31)**  
**Project Justification**

**Project Title:** Video Laryngoscope Replacement      **Year:** FY28      **Priority:** Necessary

The replacement of video laryngoscopes across EMS units is a critical investment in maintaining clinical excellence, patient safety, and operational consistency within the county's Advanced Life Support (ALS) emergency medical services system. Video laryngoscopes are essential tools for advanced airway management, providing high-definition visualization during endotracheal intubation. This technology dramatically improves intubation success rates – especially in patients with difficult or compromised airways – while reducing complications and procedural time.

Rapid advancements in medical technology have produced newer models with superior optics, longer battery life, and easier decontamination processes. Replacing older units ensures that all EMS providers have access to dependable, up-to-date equipment that meets current standards of care and infection control.

Video laryngoscopy is recognized by the American Heart Association and the National Association of EMS Physicians as a best practice for airway management. It allows for both direct and indirect visualization, enabling safer intubation even in challenging situations such as trauma, cardiac arrest, or confined-space rescues. It also supports better supervision and quality assurance, as the screen allows paramedics, supervisors, and medical directors to review airway performance and ensure adherence to clinical protocols.

From an operational perspective, modern video laryngoscopes reduce the number of intubation attempts required, thereby shortening on-scene times and improving patient survival and neurological outcomes. This efficiency is particularly valuable in systems with limited manpower or extended transport times, where effective airway control is crucial for maintaining oxygenation and perfusion throughout prolonged patient contact.

In summary, the replacement of video laryngoscopes is a necessary and strategic investment that enhances patient safety, supports clinical proficiency, and ensures reliability in one of the most critical life-saving procedures performed in the prehospital environment. This project reflects the Department's continued commitment to maintaining cutting-edge medical technology, promoting provider safety and delivering the highest standard of emergency medical care to the community.

Quotes will be provided at time of funding after the exact make/model to be purchased is determined by the staff; several different makes/models will be demonstrated. Cost, ease of use, maintenance and compatibility will be the deciding factors.

The logo for Northumberland Emergency Services is centered on the page. It features a shield with a crown on top, flanked by two golden lions. The shield is divided into four quadrants with various symbols. Above the shield, the word "NORTHUMBERLAND" is written in a blue, serif font, following the curve of an arch. Below the shield, the words "EMERGENCY SERVICES" are written in a blue, serif font. A banner at the bottom of the shield contains the text "NORTHUMBERLAND COUNTY CO." in a smaller font. The entire logo is rendered in a light blue, semi-transparent style.

**FISCAL YEAR  
2029**

The logo for Northumberland Emergency Services is a shield-shaped emblem. At the top, the word "NORTHUMBERLAND" is written in a blue, serif font, arched over the top of the shield. The central part of the shield features a coat of arms with two golden lions on either side of a shield, which is topped by a crown. Below the coat of arms, the words "EMERGENCY SERVICES" are written in a blue, serif font, stacked in two lines. The entire logo is rendered in a light blue, semi-transparent style.

**EMS SUPERVISOR  
VEHICLE  
REPLACEMENT**

## Northumberland County Draft Capital Improvement Program Project Form

(1) Office/Department Department of Emergency Services					
(2) Project Title EMS Supervisor Vehicle Replacement	Urgent      Necessary      Desirable <table border="1" style="margin-left: auto; margin-right: auto; border-collapse: collapse;"> <tr> <td style="width: 30px; height: 20px;"></td> <td style="width: 30px; text-align: center;">X</td> <td style="width: 30px; height: 20px;"></td> </tr> </table> Project Priority _____ Year Required <u>    FY29    </u>		X		
	X				
(3) Project Description (include sketches, appraisals, plans, etc.) This project proposes the replacement of the EMS Supervisor Vehicle. Quotes to be provided at time of funding (see attachment 1).  Attachment # N/A					
(4) Project Justification (includes ramifications if project is not implemented) This project funds the replacement of our current EMS Supervisor vehicle to ensure continued reliability, rapid on-scene medical command capabilities, and the maintenance of the ability the County's volunteer rescue squads with ALS coverage. The new vehicle will be equipped with upgraded communications, command, and safety systems to support county-wide EMS operations and incident management. Attachment # 1					
(5) Cost (include staffing needs, annual O&M requirements, planning/engineering, equipment/furniture, acquisition, construction) Total cost is estimated at \$85,000 for the vehicle, to include lighting, command cabinet, console and decals. Durable equipment and consumables will be taken from the unit this one would be replacing.					
(6) Funding Source(s)					
Current Revenue                      _____ Revenue Bond                            _____ General Obligation Bond                _____ Capital Reserve Fund <u>EMS Billing</u>	Grant (Type) _____ Loan (Type) _____ Special Assessment Other _____				
Requestor <u>                    Christopher Bailey</u>			Date <u>                    October 27, 2025</u>		
Planning Commission Meeting                      _____			Date/Time		
Planning Commission Comments:                      _____ _____ _____ _____ _____					



Christopher Bailey, Chief

**Northumberland County**  
**Department of Emergency Services**  
 43 Monument Place  
 P.O. Box 129  
 Heathsville, VA 22473  
 Phone : (804) 580-2589



Ethan Harding, Assistant Chief

**Capital Improvement Plan (FY27 – FY31)**  
**Project Justification**

**Project Title:** EMS Supervisor Vehicle Replacement      **Year:** FY29      **Priority:** Necessary

The replacement of the EMS Supervisor response vehicle is essential to maintaining reliability, safety, and efficiency within the County's emergency response system. The EMS Supervisor responds to high-acuity incidents, mass-casualty events, and multi-unit medical emergencies, providing on-scene command, coordination, and clinical oversight. This vehicle serves as a mobile incident command post, equipped with advanced communications, scene lighting, and critical support equipment necessary to manage and coordinate complex medical operations in the field.

Currently, the EMS Supervisor vehicle is being used by ES-2, as that position does not have a vehicle assigned; when this project is to be funded, ES-2 will have a dedicated vehicle. By the time of funding, this vehicle will have accumulated very high mileage and will have reached the end of its effective service life. The age and mileage of the vehicle will bring increased maintenance costs, mechanical wear, and reduced reliability. These issues can negatively impact operational readiness and delay response during critical events. Replacement ensures continued dependability, improved fuel efficiency, and compliance with modern safety and technology standards.

Additionally, the EMS Supervisor vehicle functions as a vital logistics and clinical support platform, transporting specialized medical equipment such as mechanical CPR devices, airway tools, or mass-casualty kits to the scene as needed. Maintaining a reliable vehicle for this role directly impacts the department's ability to manage resources effectively and ensure continuity of patient care.

With the purchase of this vehicle, the current EMS Supervisor vehicle (currently in use by ES-2) will be designated as surplus and sold, recuperating some of cost of the purchase.

In summary, replacing the EMS Supervisor response vehicle sustains the department's operational efficiency, improves on-scene coordination, and upholds the high standard of emergency medical service delivery expected by the community.

Quotes to be provided closer to purchase year due to economical dynamics. The Department of Emergency Services requests flexibility on which make/model of vehicle is to be purchased for this project, as long as the final price point remains at or below the requested funding amount.

The logo for Northumberland Emergency Services is a large, faint watermark in the background. It features a central shield with a blue and white design, flanked by two golden lions. Above the shield is a banner with the word 'NORTHUMBERLAND' and below it is another banner with 'NORTHUMBERLAND' and '1066'. The shield is set within a red-bordered arch. The words 'NORTHUMBERLAND' are written in blue, arched letters above the shield, and 'EMERGENCY SERVICES' is written in blue, block letters below the shield.

# **LUCAS DEVICE REPLACEMENT**

# Northumberland County Draft Capital Improvement Program Project Form

(1) Office/Department Department of Emergency Services					
(2) Project Title LUCAS Device Replacement	Urgent      Necessary      Desirable <table border="1" style="width: 100%; text-align: center; border-collapse: collapse;"> <tr> <td style="width: 33%; height: 20px;"> </td> <td style="width: 33%; height: 20px;">X</td> <td style="width: 33%; height: 20px;"> </td> </tr> </table>		X		Project Priority _____ Year Required <u>FY29</u>
	X				
(3) Project Description (include sketches, appraisals, plans, etc.) This project proposes the replacement of the existing LUCAS mechanical CPR devices. Quotes to be provided at time of funding (see attachment 1).  Attachment # N/A					
(4) Project Justification (includes ramifications if project is not implemented) This project replaces aging LUCAS mechanical CPR devices currently assigned to EMS units. These devices deliver continuous, high-quality chest compressions during cardiac arrest, improving patient outcomes and reducing provider fatigue. Replacement ensures clinical reliability, alignment with current American Heart Association (AHA) guidelines, and consistent operation across all units. Modern LUCAS devices enhance safety, standardization, and overall resuscitation effectiveness within the county's EMS system. Attachment # 1					
(5) Cost (include staffing needs, annual O&M requirements, planning/engineering, equipment/furniture, acquisition, construction) Total cost is estimated at \$55,000 total for the replacements.					
(6) Funding Source(s)					
Current Revenue                      _____ Revenue Bond                            _____ General Obligation Bond                _____ Capital Reserve Fund <u>EMS Billing</u>	Grant (Type) <u>RSAF</u> Loan (Type) _____ Special Assessment Other _____				
Requestor <u><i>Christopher Bailey</i></u> Date <u>October 27, 2025</u> <div style="text-align: center; margin-top: 10px;">                     Christopher Bailey                      Planning Commission Meeting      _____  <span style="float: right;">Date/Time</span> </div>					
Planning Commission Comments: _____ _____ _____ _____ _____					



Christopher Bailey, Chief

**Northumberland County**  
**Department of Emergency Services**  
 43 Monument Place  
 P.O. Box 129  
 Heathsville, VA 22473  
 Phone : (804) 580-2589



Ethan Harding, Assistant Chief

## **Capital Improvement Plan (FY27 – FY31)** **Project Justification**

**Project Title:** LUCAS Device Replacement      **Year:** FY29      **Priority:** Necessary

The replacement of existing LUCAS mechanical CPR devices is essential to maintaining clinical effectiveness, provider safety, and operational consistency within the county's Emergency Medical Services (EMS) system. The LUCAS device provides automated chest compressions during cardiac arrest, delivering consistent depth, rate, and recoil. This technology has become a cornerstone of modern Advanced Life Support (ALS) care, significantly improving return-of-spontaneous-circulation (ROSC) rates and overall patient outcomes.

Over time, existing LUCAS units have experienced normal wear associated with routine operational use, repeated battery cycling, and field exposure. As these devices age, maintenance costs increase, and the reliability of battery performance, compression calibration, and mechanical components diminishes. Proactive replacement ensures uninterrupted availability of life-saving technology and mitigates the risk of equipment failure during critical incidents.

The use of mechanical CPR devices also provides major operational advantages in systems facing limited staffing or extended transport times. By automating chest compressions, providers are free to perform advanced airway management, medication administration, and scene coordination without compromising CPR quality. This capability reduces physical fatigue, minimizes rescuer injury risk, and ensures consistent performance through prolonged resuscitations or during patient transport in challenging environments.

In summary, replacing aging LUCAS mechanical CPR devices represents a strategic investment in patient survival, provider safety, and operational reliability. The project ensures compliance with current clinical standards, reduces maintenance burden, and supports the Department's commitment to delivering the highest quality of emergency medical care to the community.

Quotes to be provided closer to purchase year due to economical dynamics.

The logo for Northumberland Emergency Services is centered on the page. It features a shield with a crown on top, flanked by two golden lions. The shield is divided into four quadrants with various symbols. Above the shield, the word "NORTHUMBERLAND" is written in a blue, serif font, following the curve of an arch. Below the shield, the words "EMERGENCY SERVICES" are written in a blue, serif font. A banner at the bottom of the shield contains the text "NORTHUMBERLAND COUNTY, ENGLAND".

**FISCAL YEAR  
2030**

The logo for Northumberland Emergency Services is a shield-shaped emblem. At the top, the word "NORTHUMBERLAND" is written in a blue, serif font, following the curve of the top arch. In the center is a coat of arms featuring a shield with a red and white striped field, flanked by two golden lions. Above the shield is a crest with a crown and a banner. Below the shield is a scroll with the motto "NORTHUMBERLAND". At the bottom of the shield, the words "EMERGENCY SERVICES" are written in a blue, serif font.

**MEDIC UNIT/  
AMBULANCE  
REPLACEMENT**

## Northumberland County Draft Capital Improvement Program Project Form

(1) Office/Department Department of Emergency Services		
(2) Project Title Medic Unit/Ambulance Replacement	Urgent      Necessary      Desirable _____ _____ _____	_____ X _____ _____ _____
(3) Project Description (include sketches, appraisals, plans, etc.) This project replaces the last reserve medic unit (ambulance) that will have reached the end of its reliable service life. Continuous, high-mileage emergency use results in significant mechanical wear, increased maintenance costs, and decreased dependability. A new medic unit ensures reliable response capability, reduces maintenance downtime, and maintains compliance with modern safety and patient care standards. This replacement supports operational efficiency, service continuity, and community confidence in the County's emergency medical services. Quotes to be provided closer to purchase year due to economical dynamics. Attachment # N/A		
(4) Project Justification (includes ramifications if project is not implemented) Reserve ambulances play a critical operational role within an EMS system. They are utilized when front-line units are out of service due to maintenance, mechanical issues, or repairs, ensuring the continuity of service and maintaining response readiness. Reserve units are also deployed to provide EMS coverage for special events, allowing primary ambulance to remain available for emergency responses. Additionally, maintaining reserve ambulances provides surge capacity, enabling the department to activate an additional Advanced Life Support (ALS) unit during periods of increased call volume or call volume overload. Lastly, maintaining reserve units allows the Department of Emergency Services to temporarily loan a unit to volunteer rescue squad partners in the event that their fleet becomes inoperable, ensuring uninterrupted emergency medical service delivery throughout the community. Attachment # 1		
(5) Cost (include staffing needs, annual O&M requirements, planning/engineering, equipment/furniture, acquisition, construction) Total cost is estimated at \$475,000 for the ambulance. Durable equipment and consumables will be taken from the unit this one would be replacing.		
(6) Funding Source(s)		
Current Revenue _____ Revenue Bond _____ General Obligation Bond _____ Capital Reserve Fund _____	_____ _____ _____ EMS Billing _____	Grant (Type) _____ Loan (Type) _____ Special Assessment _____ Other _____
Requestor _____ <div style="text-align: center;"><i>Christopher Bailey</i></div> Christopher Bailey	Date _____ October 27, 2025	_____ Planning Commission Meeting _____ Date/Time _____
Planning Commission Comments: _____ _____ _____ _____		



Christopher Bailey, Chief

**Northumberland County**  
**Department of Emergency Services**  
 43 Monument Place  
 P.O. Box 129  
 Heathsville, VA 22473  
 Phone : (804) 580-2589



Ethan Harding, Assistant Chief

## **Capital Improvement Plan (FY27 – FY31)** **Project Justification**

**Project Title:** Medic Unit/Ambulance Replacement      **Year:** FY30      **Priority:** Necessary

The regularly scheduled medic unit replacement is a critical investment in maintaining the operational reliability, safety, and efficiency of the County's Emergency Medical Services (EMS) fleet. Ambulances serve as mobile treatment and transport platforms, operating in high-demand conditions that involve continuous response cycles, extended idling, and frequent emergency driving—all of which contribute to accelerated mechanical wear and shortened service life.

As front-line vehicles age, they become increasingly prone to mechanical failure, electrical system degradation, and rising maintenance costs. These issues can lead to unscheduled downtime, reduced availability of response units, and increased operational costs. Proactive fleet replacement mitigates these risks, ensuring that EMS providers have dependable, properly equipped vehicles to deliver rapid and effective patient care.

A new medic unit will be built to meet current NFPA 1917 (Standard for Automotive Ambulances) specifications, incorporating modern safety features, improved ergonomics, and updated electrical and communication systems. These design improvements enhance provider safety, improve patient comfort, and ensure interoperability with emerging medical, and communications technology used throughout the county's public safety network.

Timely replacement also supports fiscal responsibility by avoiding the exponential maintenance costs that typically arise in the later years of a vehicle's lifecycle. Rotating out older vehicles at scheduled intervals allows the department to maintain a predictable replacement cycle, distribute capital expenses evenly over multiple fiscal years, and sustain a balanced and reliable fleet composition of front-line and reserve units.

From an operational standpoint, maintaining a modern fleet ensures uninterrupted emergency coverage, especially in rural areas where transport distances are longer and unit availability is critical. Newer ambulances reduce downtime, improve fuel efficiency, and provide enhanced safety systems to protect both patients and personnel during transport.

In summary, the FY2030 medic unit replacement project represents a proactive and necessary investment in maintaining the county's emergency medical service reliability, fleet safety, and

fiscal stewardship. The acquisition ensures continued compliance with national standards, enhances operational readiness, and upholds the department's commitment to providing timely, professional, and dependable emergency care to the community.

Quotes to be provided closer to purchase year due to economical dynamics.



**FISCAL YEAR  
2031**

The logo for Northumberland Emergency Services Facility is a shield-shaped emblem. At the top, the word "NORTHUMBERLAND" is written in a blue, serif font, following the curve of the top arch. In the center is a heraldic crest featuring a shield with a red and white striped field, a blue chief, and a crown above it. Two golden lions are positioned on either side of the shield. Below the shield is a scroll with the motto "NORTHUMBERLAND". At the bottom of the shield, the words "EMERGENCY SERVICES" are written in a blue, serif font.

**EMERGENCY  
SERVICES  
FACILITY**





Christopher Bailey, Chief

**Northumberland County**  
**Department of Emergency Services**  
 43 Monument Place  
 P.O. Box 129  
 Heathsville, VA 22473  
 Phone : (804) 580-2589



Ethan Harding, Assistant Chief

## Capital Improvement Plan (FY27 – FY31) **Project Justification**

**Project Title:** Emergency Services Facility      **Year:** FY31      **Priority:** Necessary

The construction of a new Emergency Services facility represents a cornerstone investment in the safety, resilience, and operational efficiency of the county's emergency response system. This multi-purpose complex will consolidate fire, EMS, and emergency management functions under one roof, providing the infrastructure necessary to meet current service demands while preparing for future growth.

The proposed facility will house front-line apparatus, Emergency Services Administration offices, dedicated training and education space, and a fully functional Emergency Operations Center (EOC). This integrated design ensures seamless coordination between divisions, promotes resource sharing, and establishes a unified command structure for both day-to-day operations and large-scale incidents.

Current facilities are increasingly inadequate - limited in space, functionality, and technological capacity. They lack the modern infrastructure required to support today's emergency service needs, including secure data systems, communications redundancy, decontamination areas, and live training capabilities. In their present state, they restrict operational efficiency, limit staff growth, and complicate coordinated response planning. The absence of a dedicated, centralized EOC further challenges the County's ability to manage major emergencies, severe weather events, and regional disasters in a coordinated and resilient manner.

A new, purpose-built Emergency Services complex will directly address these deficiencies. It will:

- **Enhance operational readiness** by co-locating personnel, apparatus, and leadership functions for unified response and improved communication.
- **Reduce response times** through strategic facility design and improved station coverage.
- **Increase efficiency and cost-effectiveness** by consolidating operations, administration, and training functions currently dispersed across multiple locations.
- **Provide a modern Emergency Operations Center (EOC)** capable of supporting county-wide coordination during disasters, ensuring continuity of government, and meeting state and federal emergency management standards.

- **Support firefighter and EMT health and safety** by incorporating proper decontamination, turnout gear storage, and physical wellness space in line with NFPA 1581 and 1500 standards.
- **Expand training capacity** by including classroom, simulation, and practical training environments, fostering workforce development, volunteer engagement, and professional excellence.

From a fiscal and strategic standpoint, this project represents a long-term investment in public safety infrastructure that will serve multiple agencies and generations. It strengthens interdepartmental coordination, provides scalable space for future apparatus and staff, and positions the county to meet the demands of population growth and evolving emergency response requirements.

During large-scale emergencies, the facility will function as the operational hub for the county, integrating fire, EMS, law enforcement, and partner agencies into a unified response center. The inclusion of a dedicated, hardened Emergency Operations Center will ensure continuity of operations, and the ability to manage sustained incidents without disruption to daily emergency response.

In summary, the construction of this new Emergency Services is a **strategic, mission-critical investment** in the County's future. It will improve response reliability, operational efficiency, training capability, and disaster resilience while ensuring that the county's emergency services infrastructure remains aligned with 21st-century public safety standards. This project is not merely a facility upgrade—it is the foundation for a more capable, coordinated, and resilient emergency response system for decades to come.

Exact final pricing is to be determined at the time of funding due to economic dynamics, along with costs of land procurement, engineering, construction materials, et cetera.

Northumberland County Sanitary District 5 YEAR CIP

Fiscal Year		Cost/Figure	Project Priority
<b>26-27</b>			
	Post Office Lift Station Generator	\$42,396.00	Urgent
	Callao WWTP Building for Vac-Truck	\$162,645.00	Urgent
	4X4 Truck With Camper Shell	\$48,634.53	Urgent
<b>27-28</b>			
	Reed/Morrison Line Replacement Project	\$192,300.00	Urgent
	AIR-VAC Spare Parts	\$125,866.20	Urgent
	4X4 Truck With Camper Shell	\$48,634.53	Necessary
<b>28-29</b>			
	Fleeton Vac Station Upgrade	\$228,401.00	Necessary
<b>29-30</b>			
	Blackberry Vac Station Upgrade	\$60,987.00	Necessary
<b>30-31</b>			
	Reedville WWTP Maintenance Building	\$162,645.00	Necessary



# Paul A. Ryan, Inc.

5458 Jessie Dupont Mem. Hwy.  
 PO Box 473  
 Wicomico Church, VA 22579-0473

# Estimate

Date	Estimate #
9/18/2025	1331-01

Name / Address	
Northumberland County 79 Monument Place PO Box 129 Heathsville, VA 22473	
804-366-2295	paularyaninc@gmail.com

P.O. No.	Project
D. Woolard	

Description	Total
<p>Project: Replacement of Morris Avenue pump station standby generator system:</p> <p>Estimate to include:</p> <ul style="list-style-type: none"> <li>- Remove existing generator from building.</li> </ul> <p>Generator:</p> <ul style="list-style-type: none"> <li>- Install new 30kW Caterpillar diesel-fueled standby generator set, 120/240Volt 3-phase, 60hz, 1800RPM.</li> <li>- UL2200 certified and NFPA 110 upgraded</li> <li>- Cat C2.2, liter diesel engine, EPA emissions rated stationary/emergency rated</li> <li>- Engine-mounted radiator with coolant</li> <li>- Brushless generator end featuring PMG excitation and anti-condensation heater</li> <li>- SKID-BASED: no diesel fuel tank.</li> <li>- Control Panel: NFPA 110. CAN J139/MODBUS RS485 Communications</li> <li>- Generator run and common alarm relays installed</li> <li>- Circuit breaker (generator mounted): one (1) 150Amp frame (100% rated), LSI adjustable trip, 12 Volt shunt trip and auxiliary contacts</li> <li>- Lead acid 12V battery system: battery, racks and cables</li> <li>- Factory mounted UL rated battery charger 10Amp.</li> <li>- Jacket water heater</li> <li>- Five (5) year/ 2500-hour platinum level generator warranty (no deductibles)</li> <li>- Factory 0.8 PF test with report</li> <li>- Standard startup procedures performed during normal business hours. No fuel included.</li> </ul>	
Please contact us with any questions or concerns. Thank you.	<b>Total</b>

# Paul A. Ryan, Inc.

5458 Jessie Dupont Mem. Hwy.  
PO Box 473  
Wicomico Church, VA 22579-0473

# Estimate

Date	Estimate #
9/18/2025	1331-01

Name / Address

Northumberland County  
79 Monument Place  
PO Box 129  
Heathsville, VA 22473

804-366-2295      paularyaninc@gmail.com

P.O. No.	Project
D. Woolard	

Description

- Two (2) hour resistive loadbank testing performed during our normal working hours. No fuel included.
- Submittals and manuals.
- Lead time: two (2) days
- Install owner provided used Asco ATS switch gear and controller in new Type 1 enclosure (provided by this contractor) separate of pump control equipment.
- One (1) Square D (#GF325NRA) 200amp-rated, 240Volt 3-phase NEMA-3R, SER fused disconnect on exterior of building.

Onsite fuel tank piping to be reconnected to new genset  
All new conductors to be copper within steel conduits.  
Existing cooling vents to be reused with new connecting duct as required.  
Exhaust to vent through wall as required.  
Equipment and rigging to be provided to convey machine into building.  
Materials, labor, and special equipment.  
All costs subject to change after 10 days.

Total
42,396.00

Please contact us with any questions or concerns. Thank you.

**Total**      \$42,396.00



# CHA Pole Barns

# Proposal

David Woolard  
PROVIDE ADDRESS  
Heathsville VA 22473  
Northumberland County  
804-724-3002  
dwoolard@co.northumberland.va.us

Contact: Lee Kelch  
796 Lancaster Pike  
Quarryville, PA 17566  
(717) 687-6673 ext. 1001  
(717) 205-2010 fax  
lee@chapolebarns.com

Date: 10/09/2024  
Revised: 09/16/2025  
Revision 2 (pricing)  
Quote Expires: 30 Days

Pole Barn Size: 40x80x12  
Pole Barn Usage: Residential accessory  
Trusses: 25lb snow load spaced at 4' on center with 4/12 pitch roof  
Truss Carrier Size: Triple 2x12 SYP #1  
Post size: 3 ply 2x6 laminated posts treated for in-ground contact to above grade  
Skirt board Size: 2x8 treated for ground contact, exterior base trim included  
Roof purlin and wall girt size/spacing: 2x4 SPF/ 2' o/c  
Roofing Material: 28 gauge painted galvalume steel w/ 40 year warranty  
Siding Material: 28 gauge painted galvalume steel w/ 40 year warranty  
Footing Size: 16" dia. x 5" pre cast concrete

### Doors and Windows

1 ea. 36" 9-lite composite entry door, primed  
3 ea. 3x4 ALSIDE single hung vinyl window with grid, white  
2 ea. 12w x 11h insulated garage door with no glass, white

### Overhangs and Soffit

12" overhangs with vented soffit on ALL sides

### Fasteners

1 1/2" Metal to wood screws for roofing and siding  
12d Hot dipped galvanized ring shank framing nails  
Simpson H2.5A Hurricane ties

### Accessories

Detailed building plans  
Continuous Vented Ridge  
Single bubble roof vapor barrier for condensation protection

*Site preparation, concrete floor, trash removal, and permits are NOT included. Erected on your clear level dirt site.*

**Total Material & Labor Cost: \$57,000.00**

---

Accessories listed below may be added to the above cost for the price shown

\*Additional travel charges may apply to some options

- ADD: \$450.00 per each additional ALSIDE 3x4 single hung vinyl window with grid, white
- ADD: \$1,000.00 to include trash removal (projects above \$100k will be charged at 1% of total)
- ADD: \$1,900.00 to include wainscoting
- ADD: \$6,500.00 to include R19 insulation in walls
- ADD: \$6,900.00 to include R30 blown fiberglass above ceiling
- ADD: \$9,800.00 to include bright white interior wall metal
- ADD: \$7,300.00 to include bright white metal ceiling with access hatch

3+ 20

# ESTIMATE

Northern Neck Concrete  
Construction, INC. Tax ID 82-  
2073193  
327 Millwood Lane  
Heathsville, VA 22473

genedawson1@gmail.com  
+1 (804) 761-8162

Bill to  
Northumberland County Sanitary District

## Estimate details

Estimate no.: 1079

Estimate date: 09/29/2025

#	Description	Amount
1.	Estimate for labor & materials on concrete work for pole barn: 40 X 80 with 6 X 80 apron and a 6 X 10 apron 4 1/2 to 5 in. 4000 psi concrete with fiber and rebar, 2 ft o/c and vapor barrier	\$39,270.00
2.	Site work	\$3,200.00
The following items will be an additional charge as needed for job: Fill dirt - \$300.00 per load Stone - \$60.00 per ton		
<b>Total</b>		<b>\$42,470.00</b>

## Note to customer

Thank you for allowing us to provide you with an Estimate on your job. Please note that this is an Estimate, and not an exact quote. We look forward to working with you!

Accepted date

Accepted by

4 + 2)



**RES**

Rappahannock Electrical Services  
7573 Patrickswell Ln  
Marshall VA, 20115

5,5A,5B 22,22A,22B

To: Dave Woolard

From: Steven Forrester

Subject: Callao Equipment Building Electrical Proposal

Date: October 31, 2025

**Scope of Work:**

- Excavate and install conduit and conductors from 480V panel at headworks to new Equipment Building.
- Install 100-amp breaker in headworks 480V panel to feed new building.
- Install one 100-amp, 3-phase, 480-volt panel, one 30 KVA, 3-phase, 480-208/120V transformer, and one 100-amp 208/120V 3-Phase panelboard in Equipment Building.
- Provide and install two 7.5 KW, 480-volt unit heaters with built-in thermostats in building.
- Provide and install one 300 CFM exhaust fan and louver. Fan to include disconnect, backdraft damper, wall collar, motor guard and weather hood.
- Provide and install one intake louver with manual damper and bird screen.
- Provide and install ten high bay LED interior lights.
- Provide and install six wall pack exterior lights,
- Provide and install six interior GFI receptacles.
- Provide and install one weatherproof exterior GFI receptacle.

**Exclusions:**

- Permit fees. Since the county is the customer, we assume there will be no permit fees. If fees are charged, they are to be paid by customer.
- Upgrading existing power supply to the headworks 480V panel. See adder for option.
- Framing or siding work for fans and louvers. We will give the dimensions for others to frame and flash the rough opening.

**Option/Adder:** Upgrade the feeder breakers and conductors to the Headworks Panel tom 100-amps. Currently there is a 50 amp, 480V circuit feeding the existing Panel at the headworks. I am proposing a 100-amp panel in the new building, reason being, there is little extra cost to going with 100-amps vs. 50-amps.

The electric heat will be the biggest load on the circuit feeding the headworks and new building. I sized the heaters at 7.5 KW, this the most heat I can provide that still may be able to work with the existing power supply.

We can power up the new building on the existing power supply, test operation at full load then measure amperage. If the system works satisfactorily, we can leave as is.

If the system is overloaded or if the customer desires to have the full potential of the 100-amp service at the new building, we can upgrade the feeder breakers and conductors from the plant Control Building to the Headworks Panel. This would include changing the breaker in the Control Building Panel, upgrading the conductors to #3 copper, and changing the main breaker the headworks Panel to 100-amps.

Cost of Option/Adder: \$5,575.00

Proposed Pricing: \$44,200.00  
Pricing including adder: \$49,775.00

Price good for 30 days

Contractor's License#

2705136558

Note: This Agreement specifically excludes all unexpected subsurface conditions that are not identified in writing to the Contractor prior to execution of this agreement. If the owner wishes the contractor to provide services to remedy any unexpected subsurface conditions; the Owner agrees to reimburse all cost to the contractor plus a fee of twenty percent (20%). Additionally, all environmental requirements imposed by federal, state, or local regulatory agencies are specifically excluded from this proposal. All contracts for building that require the services of an engineer or architect are specifically excluded and shall be the responsibility of the Owner.

TERMS AND CONDITIONS: The following general terms and conditions are incorporated into this proposal and contract for services. Whereas "Owner" is referenced, it shall refer the client. Whereas "Contractor", or "RES" is referenced, it shall refer to Rappahannock Electrical Services, LLC:

MODIFICATIONS TO THIS CONTRACT: Any modifications to this contract which change the cost, materials, work to be performed, or estimated completion date must be in writing and signed by all parties to this contract.

START AND COMPLETION DATE: Depending upon Acceptance of proposal, Time is of the essence. Said work can commence on a date agreed upon by the Owner and the Contractor. This project is expected to finish on or before the stated completion date, plus any modifications that may be made to the contract. However, it is acknowledged and agreed that weather-related delays and material delivery delays may push this project past this expected completion date. Any delay caused by events beyond the control of the Contractor shall NOT constitute abandonment and shall NOT be included in calculating time frames for payment or performance.

PAYMENT DATE and SCHEDULE: All invoices are due upon receipt. Any amounts outstanding after thirty (30) days will accrue interest under the highest amount allowed under the Laws of the Commonwealth of Virginia. If payment(s) is not made as promised, Contractor shall be entitled to recovery of all costs of collection to include reasonable attorney's fees.

**ACCEPTANCE OF PROPOSAL AND AUTHORIZATION TO COMMENCE WORK:**


If the foregoing is acceptable, please sign below indicating your agreement with the scope of work and terms and conditions as outlined above. By signing below, you are authorizing the Contractor to commence work and to order materials. If this proposal is cancelled after acceptance, all costs of materials and labor shall be reimbursed to the Contractor, including restocking fees and subcontractor costs. Note that prices quoted above are good only for thirty (30) days due to the fact that material costs and availability may change to the Contractor. If not accepted within this thirty (30) day period, RES may withdraw this offer to provide service without any further liability to any party pursuant to this proposal.

Accepted this \_\_\_\_\_ day of \_\_\_\_\_, 2025

Authorized Signature of Contractor

**Authorized Signature of Owner**

---





Vehicle Configurator Contract E194-91556

eVA Commodity: trucks (Ford)  
DESCRIPTION (CTR005733-11)

**THIS SPREDSHEET IS SOLEY FOR THE REFERENCE/INTERNAL PURPOSE. PLEASE ENTER THE ORDER THROUGH THE eVA PUNCH OUT CATALOG**

<b>CUSTOMER</b>		<b>NORTHUMBERLAND CO</b>	<b>COLOR:</b>	<b>WHITE</b>
QTY	OPTION ORDER CODE	DESCRIPTION	UNIT PRICE	EXTENDED PRICE
<b>BASE UNIT</b>				
1	W1L	2025 F150 SuperCrew® 4x4 – 5.5' Box 145" WB	41,922.00	41,922.00
<b>OPTIONS</b>				
1	157	157"WB 6.5' bed	\$2,074.05	<b>2,074.05</b>
1	101A	Standard XL Equipment Group	STANDARD	-
1	995	5.0L V8 gas	incl w/157	-
1	44G	Electronic Ten-Speed Automatic	STANDARD	-
1	16G	Vinyl Flooring Black	STANDARD	-
1	AS	Vinyl 40/20/40 Front Seat - Med Dark Slate	STANDARD	-
1	153	Front License Plate Bracket	INCLUDED	-
1		TOWING PACKAGE : Class IV Trailer Hitch (incl. Smart Trailer Tow Connector, 7/4 pin-connector; Class IV trailer hitch	STANDARD	
1	53T	Tow/Haul Package N/A with 2.7L engine • 3.73 Electronic-locking Rear Axle (Requires 3.5L V6 EcoBoost Engine (998) or 3.73 Electronic-locking Rear Axle (Requires 5.0L V8 Engine (995) • Integrated Trailer Brake Controller • Upgraded Rear Bumper	\$769.30	<b>769.30</b>
1	18B	Platform Running Boards	\$245.00	<b>245.00</b>
<b>COLOR OPTIONS</b>				
1	YZ	Oxford White	N/C	
<b>DEALER INSTALLED OPTIONS</b>				
<b>DELIVERY</b>				
Qty	Miles		Price per Mile	
1	44	Delivery - over 50 miles	\$1.80	<b>79.20</b>
			<b>Total Per Unit:</b>	<b>45,089.55</b>
			<b>Grand Total:</b>	<b>45,089.55</b>

6 + 13

Quote  
Quote expires

October 29, 2025 12:00 am



8241 Midlothian Turnpike, Richmond VA 23235 (804) 272-4321  
 7903 W. Broad Street, Richmond VA 23294 (804) 747-4321  
 6 Commerce Parkway, Fredericksburg VA 22406 (540) 371-5600  
 ASHLAND HITCH located at:  
 12289 Washington Hwy, Ashland VA 23005 (804) 798-3071

<b>Bill To:</b>
DAVID WOOLARD
804-724-3002

Ticket #: 04-00721  
Ticket date: 9/29/25

Customer ID	Customer PO	Payment Terms	
WO3002			
Sales Rep ID		Station:	Due Date
MOORAN		04-1	

Quantity	Item #	Description	Price	Ext prc	
Long description					
1	EACH	058-CXEVOLVEFSSB	CX EVOLVE SERIES FS SHORT BED	\$2,796.19	2,796.19
2	EACH	058-WINDOORGLASS	WINDOOR (SOLID GLASS)	\$215.00	430.00
1	EACH	058-INTLIGHTOPT4	12V LED DOME LIGHT	\$48.00	48.00
1	Each	028-CAPTAPE	CTP200 1 7/8"X30' CAP TAPE 91006 2" CAP TAPE	\$10.99	10.99
4	Each	272-AC106B225	WIDE LID CLAMPS BLACK F150 SUPERCREW LID CLAMP	\$9.95	39.80
1	EACH	LABOR-SHELL LIGHTIN	INSTALL CAMPER SHELL W/LIGHTIN	\$200.00	200.00

7,7A 14,14A



8241 Midlothian Turnpike, Richmond VA 23235 (804) 272-4321  
 7903 W. Broad Street, Richmond VA 23294 (804) 747-4321  
 6 Commerce Parkway, Fredericksburg VA 22406 (540) 371-5600  
 ASHLAND HITCH located at:  
 12289 Washington Hwy, Ashland VA 23005 (804) 798-3071

Quote  
 Quote expires  
 October 29, 2025 12:00 am

<b>Bill To:</b>
DAVID WOOLARD
804-724-3002

Ticket #: 04-00721  
 Ticket date: 9/29/25

Customer ID	Customer PO	Payment Terms	
WO3002			
Sales Rep ID		Station:	Due Date
MOORAN		04-1	

Quantity	Item #	Description	Price	Ext prc
----------	--------	-------------	-------	---------

SHOP SUPPLIES 20.00 20.00

DAVID WOOLARD  
 Email: dwoolard@co.northumberland.va.us  
 Phone: 8047243002

Dealer Code: TTASH  
 Date Received: September 24, 2025 - 11:12:05 AM EDT

2025 Ford F150, SuperCrew, 6'7" Bed

Product: Truck Cap  
 Part: 2025FD1317128GFX  
 Name: CX Evolve  
 Color: Oxford White  
 Driver Side Windows: Glass Window  
 Passenger Side Windows: Glass Window  
 Interior Lighting: 12V LED Dome Light  
 Rear Door: Frameless Tailgate Formed Door  
 Interior Finish: Dark Gray Headliner  
 Front Window: Aluminum Framed Picture Window  
 Price: N/A  
 Quantity: 1

Signature : \_\_\_\_\_

User: MOORAN	Total line items: 7	3,544.98
	Tax:	200.70
	Freight:	0.00
	Total:	3,745.68
	Net tender:	0.00

There is a 25% restocking fee on all returned items.



Northumberland County Sanitary District  
27/28 CIP Request  
Reed/Morrison Gravity Line Replacement Project

The Northumberland County Sanitary District is looking to have a section of gravity sewer line replaced in the areas of Reed Avenue and Morrison Avenue in Reedville, Va. This section of gravity line has been problematic and is in an area that is nearly inaccessible.

This area of gravity sewer line, which crosses private property, travels through a marshy area on the edge of a creek and is extremely difficult to get to on foot much less with equipment. The Sanitary District has had several issues with blockages and infiltration in this section of line in the past and have had this line inspected with camera. There is also a manhole which is in the marsh and currently allows daily seepage and higher levels of infiltration during higher tide events.

September 24, 2025

David B. Woolard  
 Sanitary District Supervisor  
 Northumberland County  
 PO Box 129  
 Heathsville, Virginia 22473

RE: Letter Proposal for Permitting and Detailed Engineering for Re-Routing Reed Avenue Gravity Sewer to Kelly Pump Station

Thank you for the opportunity to submit a proposal to work with you and your staff on this important project.

This letter proposal presents a scope of work for the development and submission of permitting documents to DEQ and detailed design services to produce bid-ready documents to re-route a segment of the Reed Avenue 8-inch gravity sewer (~ 200 LF) and a new 8-inch gravity sewer (~ 358 LF) along Morris Street and an existing ROW/easement to the Kelly Pump Station. The project will also entail re-routing the existing 4-inch force main along the same route as the new sewer.

**Opinion of Probable Construction Costs**

Based upon experience with similar projects a Planning-Level Engineer's Opinion of Probable Construction Cost range is \$110,000 to \$155,000 (Sep 2025 basis).

**Schedule:**

Detailed Design can be performed concurrent with permitting, with a duration of three (3) months upon notice to proceed.

**Compensation:** The services outlined above will be performed on a lump sum basis. The fee was based on the categories and hours itemized below. Invoices will be submitted monthly.

Survey and Permitting		
Project Manager-Engineer	40 hours @ \$150/hr	\$ 6,000
CAD	20 hours @ \$105/hr	\$ 2,100
Survey & Easement along Morris St.		\$ 7,000
Design & Bid Phase Services		
Project Manager-Engineer	120 hours @ \$150/hr	\$18,000
CAD	40 hours @ \$105/hr	\$ 4,200
<b>Total</b>		<b>\$37,300</b>

9 + 10

**Northumberland County**


\_\_\_\_\_  
By:  
Title:

Date Signed: \_\_\_\_\_

Address for giving notices

PO Box 129  
Heathsville Va 22473

**Mangrum Consulting & Design**

  
\_\_\_\_\_  
By: Rob Mangrum, P.E., BCEE  
Title: President

Date Signed: 9/24/2025

Address for giving notices:

1500 Clayton Avenue  
Lynchburg, Virginia 24503



4217 N. Old US Highway 31  
 Rochester, IN 46975  
 Tel# 574.223.3980  
 Tax ID#:35-2749561



**Sold-to address**  
 Northumberland County (SP)  
 PO Box 129  
 Heathsville VA 22473

**Ship-to address**  
 Reedville Sanitary Dist  
 152 Menhaden Road  
 Reedville VA 22539

Quotation
<b>Number/Date</b> 20154496 / 09/18/2025
<b>Reference no./Date</b>
<b>Sold-To</b> 10000791
<b>Validity period</b> 09/18/2025 to 10/18/2025
<b>Sales person name</b> Mid Atlantic
<b>Entered by</b> Becky Murphy

**We deliver according to the following conditions:**  
 Currency USD  
**Terms of payment:** Within 30 days without deduction  
**Terms of delivery:** CIP Reedville, VA

US13REE01P01

Freight is not included in quote.  
 A handling fee will apply if shipping collect.

Item	Material Description	Qty	UoM	Price	Value
000010	910001000 HP CONTROLLER BOXED	100.000	EA	465.20 USD	46,520.00
000020	AV3-F-NACCESS F'MODEL 3"VLV, BOXED NO ACCES AIRVAC 3in (78mm) Valve with Controller, for use with Sump Breather.	25.000	EA	1,623.00 USD	40,575.00
000030	AVV2-ASM SUMP BREATHER ASSEMBLY	25.000	EA	235.20 USD	5,880.00
000040	AVV2-PB SUMP BREATHER UNIT PARTS BAG	25.000	EA	106.60 USD	2,665.00
000050	993000008 HFCV HIGH FLOW CHECK VALVE	100.000	EA	41.40 USD	4,140.00
000060	ACTB CONTROLLER TEST BOX	1.000	EA	1,908.00 USD	1,908.00
000070	AP30 30" PE TAPERED SUMP	12.000	EA	1,375.00 USD	16,500.00

11 + 12

Item	Material Description	Qty	UoM	Price	Value
000080	SP30 3" SUCTION PIPE FOR 30" TANK	12.000	EA	201.80 USD	2,421.60
000090	CS24-30 CLNOUT/SENSOR PIPE FOR 30"TANK	12.000	EA	156.80 USD	1,881.60
000100	10000000594 FREIGHT BILLED NON-TAXABLE *estimated freight, actual freight will be added when invoiced	1.000	EA	3,375.00 USD	3,375.00
Items total					125,866.20
Tax Jur Code Level 1		0.000	%	125,866.20	0.00
Final amount					125,866.20

Airvac, Inc., on behalf of its designated affiliates and subsidiaries (such term shall include any subsidiary, division or affiliate of Airvac, Inc. as designated [hereinafter Airvac]) will furnish requested equipment, materials or service (hereinafter Goods) to buyer. Such provision shall be governed by Airvac's terms and conditions published at [www.airvac.com/en/terms-and-conditions](http://www.airvac.com/en/terms-and-conditions) and/or that are forwarded with the order request [hereinafter Terms]. These Terms shall control and govern all transactions between Buyer and Airvac, whether under subsequent verbal and/or written requests, unless subject to an express, duly executed agreement which is not a pre-printed form for the particular subject matter effective either upon buyer signing the Terms or order confirmation or quote, or upon Airvac shipping the Goods or otherwise commencing performance, whichever occurs first. The Terms, together with the specifications, drawings and other requirements specified, constitutes the entire agreement between the parties, and all prior negotiations or proposals related thereto are superseded and of no effect. Any written confirmation by buyer containing additional or different terms from the Terms shall be of no effect, unless Airvac expressly agrees, in writing, to such additional or different terms.



Vehicle Configurator Contract E194-91556  
eVA Commodity: trucks (Ford)  
DESCRIPTION (CTR005733-11)

**THIS SPREADSHEET IS SOLEY FOR THE REFERENCE/INTERNAL PURPOSE. PLEASE ENTER THE ORDER THROUGH THE eVA PUNCH OUT CATALOG**

<b>CUSTOMER</b>		<b>NORTHUMBERLAND CO</b>	<b>COLOR:</b>	<b>WHITE</b>
QTY	OPTION ORDER CODE	DESCRIPTION	UNIT PRICE	EXTENDED PRICE
<b>BASE UNIT</b>				
1	W1L	2025 F150 SuperCrew® 4x4 – 5.5' Box 145" WB	41,922.00	41,922.00
<b>OPTIONS</b>				
1	157	157"WB 6.5' bed	\$2,074.05	<b>2,074.05</b>
1	101A	Standard XL Equipment Group	STANDARD	-
1	995	5.0L V8 gas	incl w/157	-
1	44G	Electronic Ten-Speed Automatic	STANDARD	-
1	16G	Vinyl Flooring Black	STANDARD	-
1	AS	Vinyl 40/20/40 Front Seat - Med Dark Slate	STANDARD	-
1	153	Front License Plate Bracket	INCLUDED	-
1		TOWING PACKAGE : Class IV Trailer Hitch (incl. Smart Trailer Tow Connector, 7/4 pin-connector; Class IV trailer hitch	STANDARD	
1	53T	Tow/Haul Package N/A with 2.7L engine • 3.73 Electronic-locking Rear Axle (Requires 3.5L V6 EcoBoost Engine (998) or 3.73 Electronic-locking Rear Axle (Requires 5.0L V8 Engine (995) • Integrated Trailer Brake Controller • Upgraded Rear Bumper	\$769.30	<b>769.30</b>
1	18B	Platform Running Boards	\$245.00	<b>245.00</b>
<b>COLOR OPTIONS</b>				
1	YZ	Oxford White	N/C	
<b>DEALER INSTALLED OPTIONS</b>				
<b>DELIVERY</b>				
Qty	Miles		Price per Mile	
1	44	Delivery - over 50 miles	\$1.80	<b>79.20</b>
			<b>Total Per Unit:</b>	<b>45,089.55</b>
			<b>Grand Total:</b>	<b>45,089.55</b>

Quote  
Quote expires

October 29, 2025 12:00 am



8241 Midlothian Turnpike, Richmond VA 23235 (804) 272-4321  
 7903 W. Broad Street, Richmond VA 23294 (804) 747-4321  
 6 Commerce Parkway, Fredericksburg VA 22406 (540) 371-5600  
 ASHLAND HITCH located at:  
 12289 Washington Hwy, Ashland VA 23005 (804) 798-3071

<b>Bill To:</b>
DAVID WOOLARD
804-724-3002

Ticket #: 04-00721  
Ticket date: 9/29/25

Customer ID	Customer PO	Payment Terms	
WO3002			
Sales Rep ID		Station:	Due Date
MOORAN		04-1	

Quantity	Item #	Description	Price	Ext prc
		Long description		
1	EACH 058-CXEVLVEFSSB	CX EVOLVE SERIES FS SHORT BED	\$2,796.19	2,796.19
2	EACH 058-WINDORGLASS	WINDOOR (SOLID GLASS)	\$215.00	430.00
1	EACH 058-INTLIGHTOPT4	12V LED DOME LIGHT	\$48.00	48.00
1	Each 028-CAPTAPE	CTP200 1 7/8"X30' CAP TAPE 91006 2" CAP TAPE	\$10.99	10.99
4	Each 272-AC106B225	WIDE LID CLAMPS BLACK F150 SUPERCREW LID CLAMP	\$9.95	39.80
1	EACH	LABOR-SHELL LIGHTIN INSTALL CAMPER SHELL W/LIGHTIN	\$200.00	200.00

Quote  
 Quote expires  
 October 29, 2025 12:00 am



8241 Midlothian Turnpike, Richmond VA 23235 (804) 272-4321  
 7903 W. Broad Street, Richmond VA 23294 (804) 747-4321  
 6 Commerce Parkway, Fredericksburg VA 22406 (540) 371-5600  
 ASHLAND HITCH located at:  
 12289 Washington Hwy, Ashland VA 23005 (804) 798-3071

**Bill To:**  
 DAVID WOOLARD  
 804-724-3002

Ticket #: 04-00721  
 Ticket date: 9/29/25

Customer ID	Customer PO	Payment Terms	
W03002			
Sales Rep ID		Station:	Due Date
MOORAN		04-1	

Quantity	Item #	Description	Price	Ext prc
----------	--------	-------------	-------	---------

SHOP SUPPLIES 20.00 20.00

DAVID WOOLARO  
 Email: dwoolard@co.northumberland.va.us  
 Phone: 8047243002

Dealer Code: TTASH  
 Date Received: September 24, 2025 - 11:12:05 AM EDT

2025 Ford F150, SuperCrew, 6'7" Bed

Product: Truck Cap  
 Part: 2025FD1317128GFX  
 Name: CX Evolve  
 Color: Oxford White  
 Driver Side Windows: Glass Windoor  
 Passenger Side Windows: Glass Windoor  
 Interior Lighting: 12V LED Dome Light  
 Rear Door: Frameless Tailgate Formed Door  
 Interior Finish: Dark Gray Headliner  
 Front Window: Aluminum Framed Picture Window  
 Price: N/A  
 Quantity: 1

Signature :

User: MOORAN	Total line items: 7	3,544.98
	Tax:	200.70
	Freight:	0.00
	Total:	3,745.68
	Net tender:	0.00

There is a 25% restocking fee on all returned items.



# POWER & FLOW SOLUTIONS, LLC

P.O. Box 6276 Ashland, VA 23005  
Phone: 804-798-2051 Fax: 804-798-2052

Quote # 231411 REV1

Date 10/20/25

Northumberland County  
Attention: Mr. David Woolard  
P.O. Box 129  
Heathsville, VA 22473

Phone: 804-724-3002  
Fax:

RE: Fleeton Pump Station Upgrades

We propose to furnish all labor, transportation, materials, and equipment to supply and install the following:

## Fleeton Pump Station Upgrades

- Four (4) Busch Mink MM1502AV 15HP vacuum pumps.
- Four (4) 15 HP 480V 3PH open chassis VFDs
- Flanged pipe and valves required to add the proposed 4<sup>th</sup> vacuum pump to include one (1) isolation butterfly valve and one (1) flanged check valve.
- Install new circuit to power proposed 4<sup>th</sup> vacuum pump.
- Add four (4) din rail mount breakers in existing control panel to feed proposed VFDs.
- One (1) 30A 3P 600V rotary disconnect switch NEMA 3R enclosure.
- One (1) 30 PSI to -30Hg pressure transducer.
- One (1) 3" flanged inlet filter with clear housing.
- Replace (2) starters for 10HP 480V 3PH sewage pumps.
- One (1) 30A 3P 600V rotary disconnect switch NEMA 3R enclosure.

**For the estimated sum of.....\$228,401.00**

## This proposal is based upon the following conditions:

- Work may be performed during normal working hours. Monday through Friday  
7:00 am - 7:00 pm
- Suitable access to the site for vehicles and equipment.
- Work is intended to be performed with minimal shutdowns. Any required shutdowns will be coordinated with County personnel.

**This proposal excludes the following:**

- Metering
- Bonds
- Permits
- Landscaping or fencing
- Rock or obstruction excavation and offsite disposal
- Site work, excavation, or fine grading
- Temporary or permanent seeding or mulching
- Erosion and sediment controls and/or maintenance of such
- Surveying and stake out for waterlines or buildings
- Locating and marking of private utilities onsite
- Support, location, protection or relocation of any existing utilities
- Clearing and disposal of any trees
- Handling or disposing of any hazardous materials and / or contaminated waste
- Geotechnical services to include soils, concrete, and compaction testing
- Undercut of soft or yielding subgrade and replacement fill material
- Temporary seeding or mulching
- Aerating, plowing or disking of soils to obtain optimum moisture content for compaction efforts
- Import of "select" soils for trench backfill if existing soils are deemed unsuitable
- Any work outside of the limits of construction, work not specifically shown on the plans or work not described in the specifications as referenced to above.

The above prices expire in 30 days.

Payment terms are as follows:

Terms are net due and payable within 30 days of completion. If the project exceeds one month, progress payments will be submitted by the 25<sup>th</sup> of each month and due according to the above terms until final completion. If you have any questions or require further assistance please call Bryan McCaleb at 804-798-2051. Thank you for the opportunity.

Offered By: \_\_\_\_\_ Title \_\_\_\_\_ Date \_\_\_\_\_

Accepted By: \_\_\_\_\_ Title \_\_\_\_\_ Date \_\_\_\_\_



# POWER & FLOW SOLUTIONS, LLC

P.O. Box 6276 Ashland, VA 23005  
Phone: 804-798-2051 Fax: 804-798-2052

Quote # 231411 REV1

Date 10/20/25

Northumberland County  
Attention: Mr. David Woolard  
P.O. Box 129  
Heathsville, VA 22473

Phone: 804-724-3002  
Fax:

RE: Blackberry Pump Station Upgrades

We propose to furnish all labor, transportation, materials, and equipment to supply and install the following:

## Blackberry Pump Station Upgrades

- Remove two (2) existing 15 HP vacuum pumps at Blackberry Pump Station and replace them with two (2) used 25 HP vacuum pumps from Fleeton Pump Station.
- Associated piping as required for pump installation.
- Two (2) IEC starters 25HP 230V 3PH.
- New GRS conduit and wire runs for each pump.
- Replace two (2) existing 4" suction plug valves with 4" flanged gate valves.
- Replace two (2) existing 4" discharge plug valves with 4" flanged gate valves.
- Replace one (1) existing 4" plug valve in main discharge line with 4" flanged gate valve.
- Replace one (1) existing 4" flanged swing check valve in main discharge line.
- One (1) ABB C1300 chart recorder (paper and pens as required ordered separately).
- One (1) pressure transducer 30 PSI to -30 Hg. Existing DPM will be used to process 4-20ma signal from proposed transducer.
- Two (2) 3" flanged inlet filters with clear housing.

For the estimated sum of.....\$48,525.00

## This proposal is based upon the following conditions:

- Work may be performed during normal working hours. Monday through Friday 7:00 am - 7:00 pm
- Suitable access to the site for vehicles and equipment.
- Work is intended to be performed with minimal shutdowns. Any required shutdowns will be coordinated with County personnel.

**This proposal excludes the following:**

- Metering
- Bonds
- Permits
- Landscaping or fencing
- Rock or obstruction excavation and offsite disposal
- Site work, excavation, or fine grading
- Temporary or permanent seeding or mulching
- Erosion and sediment controls and/or maintenance of such
- Surveying and stake out for waterlines or buildings
- Locating and marking of private utilities onsite
- Support, location, protection or relocation of any existing utilities
- Clearing and disposal of any trees
- Handling or disposing of any hazardous materials and / or contaminated waste
- Geotechnical services to include soils, concrete, and compaction testing
- Undercut of soft or yielding subgrade and replacement fill material
- Temporary seeding or mulching
- Aerating, plowing or disking of soils to obtain optimum moisture content for compaction efforts
- Import of "select" soils for trench backfill if existing soils are deemed unsuitable
- Any work outside of the limits of construction, work not specifically shown on the plans or work not described in the specifications as referenced to above.

The above prices expire in 30 days.

Payment terms are as follows:

Terms are net due and payable within 30 days of completion. If the project exceeds one month, progress payments will be submitted by the 25<sup>th</sup> of each month and due according to the above terms until final completion. If you have any questions or require further assistance please call Bryan McCaleb at 804-798-2051. Thank you for the opportunity.

Offered By: \_\_\_\_\_ Title \_\_\_\_\_ Date \_\_\_\_\_

Accepted By: \_\_\_\_\_ Title \_\_\_\_\_ Date \_\_\_\_\_

4217 N. Old US Highway 31  
 Rochester, IN 46975  
 Tel# 574.223.3980  
 Tax ID#:35-2749561



**Sold-to address**  
 Northumberland County (SP)  
 PO Box 129  
 Heathsville VA 22473

**Ship-to address**  
 Reedville Sanitary Dist  
 152 Menhaden Road  
 Reedville VA 22539

Quotation
<b>Number/Date</b> 20154400 / 09/16/2025
<b>Reference no./Date</b>
<b>Sold-To</b> 10000791
<b>Validity period</b> 09/16/2025 to 10/16/2025
<b>Sales person name</b> Mid Atlantic
<b>Entered by</b> Becky Murphy

**We deliver according to the following conditions:**  
 Currency USD  
 Terms of payment: Within 30 days without deduction  
 Terms of delivery: CIP Reedville, VA

US13REE01P01

Freight is not included in quote.  
 A handling fee will apply if shipping collect.

Item	Material Description	Qty	UoM	Price	Value
000010	EAAC-KIT5 REMOTE MOUNT SOLAR EAAC KIT	2.000	EA	6,106.00 USD	12,212.00
000020	10000000594 FREIGHT BILLED NON-TAXABLE	1.000	EA	250.00 USD	250.00
*estimated freight, actual freight added when invoiced					
Items total					12,462.00
Tax Jur Code Level 1		0.000	%	12,462.00	0.00
Final amount					12,462.00

Airvac, Inc., on behalf of its designated affiliates and subsidiaries (such term shall include any subsidiary, division or affiliate of Airvac, Inc. as designated [hereinafter Airvac]) will furnish requested equipment, materials or service (hereinafter Goods) to buyer. Such provision shall be governed by Airvac's terms and conditions published at: www.airvac.com/en/terms-and-conditions and/or that are forwarded with the order request [hereinafter Terms]. These Terms shall control and govern all transactions between Buyer and Airvac, whether under subsequent verbal and/or written requests, unless subject to an express, duly executed agreement which is not a pre-printed form for the particular subject matter effective either upon buyer signing the Terms or order confirmation or quote, or upon Airvac shipping the Goods or otherwise commencing performance, whichever occurs first. The Terms, together with the specifications, drawings and other requirements specified, constitutes the entire agreement between the parties, and all prior negotiations or proposals related thereto are superseded and of no effect. Any written confirmation by buyer containing additional or different terms from the Terms shall be of no effect, unless Airvac expressly agrees, in writing, to such additional or different terms.



# CHA Pole Barns

# Proposal

David Woolard  
PROVIDE ADDRESS  
Heathsville VA 22473  
Northumberland County  
804-724-3002  
dwoolard@co.northumberland.va.us

Contact: Lee Kelch  
796 Lancaster Pike  
Quarryville, PA 17566  
(717) 687-6673 ext. 1001  
(717) 205-2010 fax  
lee@chapolebarns.com

Date: 10/09/2024  
Revised: 09/16/2025  
Revision 2 (pricing)  
Quote Expires: 30 Days

Pole Barn Size: 40x80x12

Pole Barn Usage: Residential accessory

Trusses: 25lb snow load spaced at 4' on center with 4/12 pitch roof

Truss Carrier Size: Triple 2x12 SYP #1

Post size: 3 ply 2x6 laminated posts treated for in-ground contact to above grade

Skirt board Size: 2x8 treated for ground contact, exterior base trim included

Roof purlin and wall girt size/spacing: 2x4 SPF/ 2' o/c

Roofing Material: 28 gauge painted galvalume steel w/ 40 year warranty

Siding Material: 28 gauge painted galvalume steel w/ 40 year warranty

Footing Size: 16" dia. x 5" pre cast concrete

## Doors and Windows

1 ea. 36" 9-lite composite entry door, primed

3 ea. 3x4 ALSIDE single hung vinyl window with grid, white

2 ea. 12w x 11h insulated garage door with no glass, white

## Overhangs and Soffit

12" overhangs with vented soffit on ALL sides

## Fasteners

1 ½ " Metal to wood screws for roofing and siding

12d Hot dipped galvanized ring shank framing nails

Simpson H2.5A Hurricane ties

## Accessories

Detailed building plans

Continuous Vented Ridge

Single bubble roof vapor barrier for condensation protection

*Site preparation, concrete floor, trash removal, and permits are NOT included. Erected on your clear level dirt site.*

**Total Material & Labor Cost: \$57,000.00**

Accessories listed below may be added to the above cost for the price shown

\*Additional travel charges may apply to some options

- ADD: \$450.00 per each additional ALSIDE 3x4 single hung vinyl window with grid, white
- ADD: \$1,000.00 to include trash removal (projects above \$100k will be charged at 1% of total)
- ADD: \$1,900.00 to include wainscoting
- ADD: \$6,500.00 to include R19 insulation in walls
- ADD: \$6,900.00 to include R30 blown fiberglass above ceiling
- ADD: \$9,800.00 to include bright white interior wall metal
- ADD: \$7,300.00 to include bright white metal ceiling with access hatch

# ESTIMATE

Northern Neck Concrete  
Construction, INC. Tax ID 82-  
2073193

327 Millwood Lane  
Heathsville, VA 22473

genedawson1@gmail.com  
+1 (804) 761-8162

## Bill to

Northumberland County Sanitary District

## Estimate details

Estimate no.: 1079

Estimate date: 09/29/2025


#	Description	Amount
1.	Estimate for labor & materials on concrete work for pole barn: 40 X 80 with 6 X 80 apron and a 6 X 10 apron 4 1/2 to 5 in. 4000 psi concrete with fiber and rebar, 2 ft o/c and vapor barrier	\$39,270.00
2.	Site work	\$3,200.00
	The following items will be an additional charge as needed for job:	
	Fill dirt - \$300.00 per load	
	Stone - \$60.00 per ton	
	<b>Total</b>	<b>\$42,470.00</b>

## Note to customer

Thank you for allowing us to provide you with an Estimate on your job. Please note that this is an Estimate, and not an exact quote. We look forward to working with you!

Accepted date

Accepted by



## **RES**

**Rappahannock Electrical Services  
7573 Patrickswell Ln  
Marshall VA, 20115**

**To: Dave Woolard**

**From: Steven Forrester**

**Subject: Callao Equipment Building Electrical Proposal**

**Date: October 31, 2025**

### **Scope of Work:**

- Excavate and install conduit and conductors from 480V panel at headworks to new Equipment Building.
- Install 100-amp breaker in headworks 480V panel to feed new building.
- Install one 100-amp, 3-phase, 480-volt panel, one 30 KVA, 3-phase, 480-208/120V transformer, and one 100-amp 208/120V 3-Phase panelboard in Equipment Building.
- Provide and install two 7.5 KW, 480-volt unit heaters with built-in thermostats in building.
- Provide and install one 300 CFM exhaust fan and louver. Fan to include disconnect, backdraft damper, wall collar, motor guard and weather hood.
- Provide and install one intake louver with manual damper and bird screen.
- Provide and install ten high bay LED interior lights.
- Provide and install six wall pack exterior lights,
- Provide and install six interior GFI receptacles.
- Provide and install one weatherproof exterior GFI receptacle.

### **Exclusions:**

- Permit fees. Since the county is the customer, we assume there will be no permit fees. If fees are charged, they are to be paid by customer.
- Upgrading existing power supply to the headworks 480V panel. See adder for option.
- Framing or siding work for fans and louvers. We will give the dimensions for others to frame and flash the rough opening.

**Option/Adder: Upgrade the feeder breakers and conductors to the Headworks Panel to 100-amps. Currently there is a 50 amp, 480V circuit feeding the existing Panel at the headworks. I am proposing a 100-amp panel in the new building, reason being, there is little extra cost to going with 100-amps vs. 50-amps.**

**The electric heat will be the biggest load on the circuit feeding the headworks and new building. I sized the heaters at 7.5 KW, this the most heat I can provide that still may be able to work with the existing power supply.**

**We can power up the new building on the existing power supply, test operation at full load then measure amperage. If the system works satisfactorily, we can leave as is.**

If the system is overloaded or if the customer desires to have the full potential of the 100-amp service at the new building, we can upgrade the feeder breakers and conductors from the plant Control Building to the Headworks Panel. This would include changing the breaker in the Control Building Panel, upgrading the conductors to #3 copper, and changing the main breaker the headworks Panel to 100-amps.

Cost of Option/Adder: \$5,575.00

Proposed Pricing: \$44,200.00

Pricing including adder: \$49,775.00

Price good for 30 days

Contractor's License#

2705136558

Note: This Agreement specifically excludes all unexpected subsurface conditions that are not identified in writing to the Contractor prior to execution of this agreement. If the owner wishes the contractor to provide services to remedy any unexpected subsurface conditions; the Owner agrees to reimburse all cost to the contractor plus a fee of twenty percent (20%). Additionally, all environmental requirements imposed by federal, state, or local regulatory agencies are specifically excluded from this proposal. All contracts for building that require the services of an engineer or architect are specifically excluded and shall be the responsibility of the Owner.

TERMS AND CONDITIONS: The following general terms and conditions are incorporated into this proposal and contract for services. Whereas "Owner" is referenced, it shall refer the client. Whereas "Contractor", or "RES" is referenced, it shall refer to Rappahannock Electrical Services, LLC:

MODIFICATIONS TO THIS CONTRACT: Any modifications to this contract which change the cost, materials, work to be performed, or estimated completion date must be in writing and signed by all parties to this contract.

START AND COMPLETION DATE: Depending upon Acceptance of proposal, Time is of the essence. Said work can commence on a date agreed upon by the Owner and the Contractor. This project is expected to finish on or before the stated completion date, plus any modifications that may be made to the contract. However, it is acknowledged and agreed that weather-related delays and material delivery delays may push this project past this expected completion date. Any delay caused by events beyond the control of the Contractor shall NOT constitute abandonment and shall NOT be included in calculating time frames for payment or performance.

PAYMENT DATE and SCHEDULE: All invoices are due upon receipt. Any amounts outstanding after thirty (30) days will accrue interest under the highest amount allowed under the Laws of the Commonwealth of Virginia. If payment(s) is not made as promised, Contractor shall be entitled to recovery of all costs of collection to include reasonable attorney's fees.

**ACCEPTANCE OF PROPOSAL AND AUTHORIZATION TO COMMENCE WORK:**

If the foregoing is acceptable, please sign below indicating your agreement with the scope of work and terms and conditions as outlined above. By signing below, you are authorizing the Contractor to commence work and to order materials. If this proposal is cancelled after acceptance, all costs of materials and labor shall be reimbursed to the Contractor, including restocking fees and subcontractor costs. Note that prices quoted above are good only for thirty (30) days due to the fact that material costs and availability may change to the Contractor. If not accepted within this thirty (30) day period, RES may withdraw this offer to provide service without any further liability to any party pursuant to this proposal.

Accepted this \_\_\_\_\_ day of \_\_\_\_\_, 2025

Authorized Signature of Contractor

Authorized Signature of Owner

---

Recreation and Design LLC, DBA Carolina  
 Recreation and Design LLC  
 4207 Burnwood Trail  
 Denver, NC 28037  
 info@carolina-recreation.com  
 www.carolina-recreation.com

# Estimate 2025-5356



<b>ADDRESS</b> Dr. Karen Leslie Northumberland County Public Schools 6958 Northumberland Highway Heathsville, VA 22473	<b>SHIP TO</b> Northumberland Elementary School 757 Academic Ln. Heathsville, VA 22473	<b>DATE</b> 11/14/2025	<b>TOTAL</b> \$163,239.15	<b>EXPIRATION DATE</b> 12/31/2025
<b>PAYMENT TERMS</b> 40% Dep - 30% Ship -30% Comp				

PRODUCT	DESCRIPTION	QTY	PRICE (EA)	AMOUNT
Henderson Recreation	<u>Play Steel Fit Structure SR</u>	1	65,930.78	65,930.78T
Henderson Recreation	<u>Play Steel Fit Structure JR</u>	1	36,884.77	36,884.77T
Freight	Freight	1	3,040.00	3,040.00T
Mulch	<u>EWF Certified Playground Mulch</u>	150	20.241	3,036.15T
Freight	Mulch Freight	2	998.74	1,997.48T
Action Play Systems	<u>12" Borders</u>	70	37.00	2,590.00T
Action Play Systems	<u>1/2 ADA Ramp</u>	1	500.50	500.50T
Freight	APS Freight	1	718.75	718.75T
Labor - Playground Installation	<u>Playground installation includes:</u> > Receiving & unloading material shipments > Installation of equipment > Disposing of trash and packing materials > Rake smooth disturbed areas > Touch up of any surface scratches or scuffs > Mulch Install > Borders Install > Ramp install > Orange Temp. Construction Fencing > Seed and straw for minor landscape repairs	1	48,540.73	48,540.73

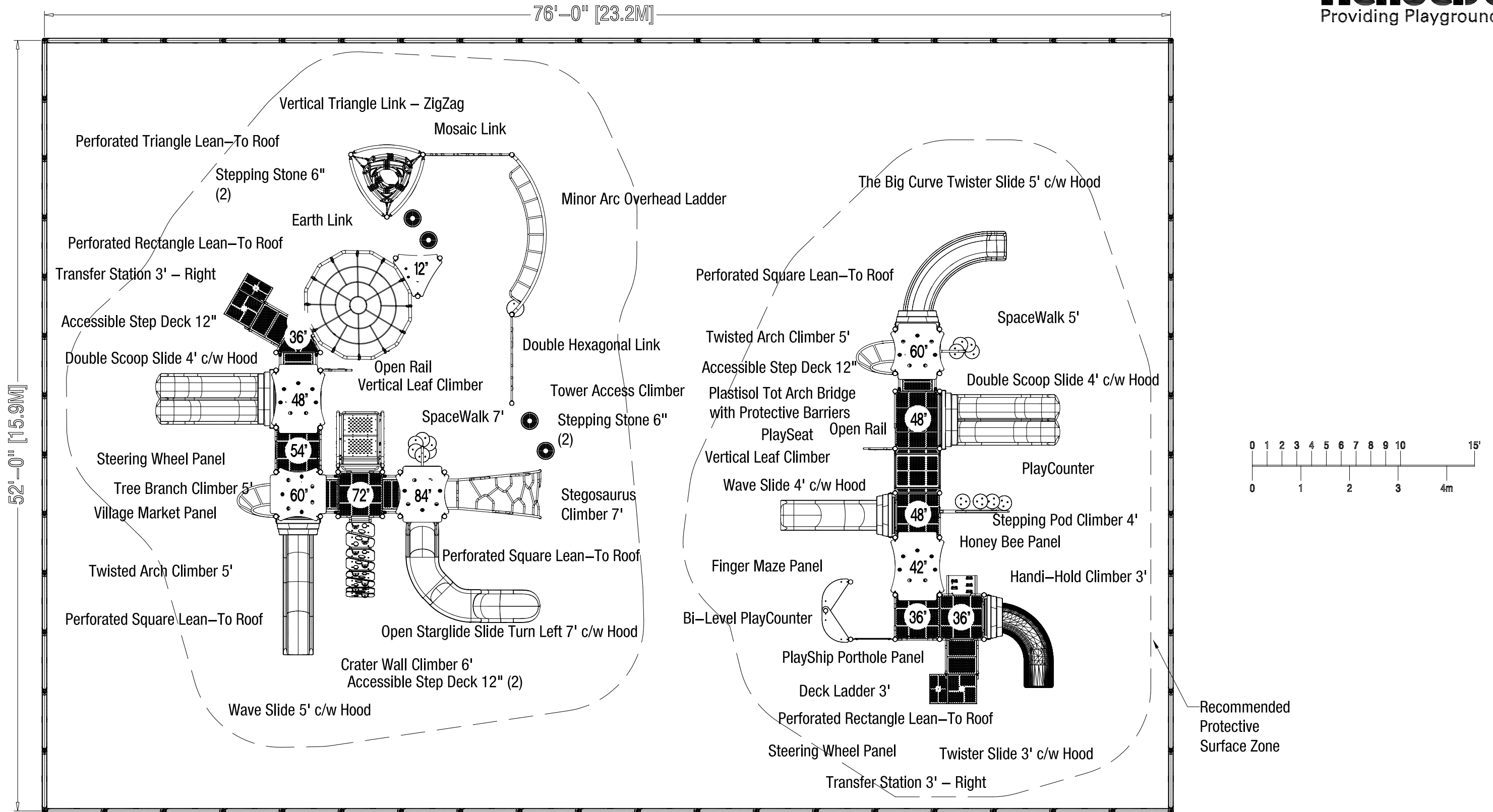
SUBTOTAL 163,239.15  
 TAX 0.00

**TOTAL \$163,239.15**

THANK YOU.

Accepted By

Accepted Date



# Model No. B313532R0

Carolina Recreation

Northumberland Elementary School – Phase I

Henderson Recreation Equipment Ltd.  
PO Box 68, 11 Gilbertson Drive  
Simcoe, ON, Canada, N3Y 4K8  
T. 1.800.265.5462  
F. 519.426.9380  
www.hendersonplay.ca

Salesperson | AC  
Drawn By | TD  
Date Drawn | 10–23–2025  
Revised By |  
Revision Date |

Product Line | Playsteel FIT  
Standard Compliance | ASTM F 1487, CPSC  
Best User Age | 2 TO 5 and 5 TO 12 YEARS  
Protective Surfacing Type | Wood Chips  
Accessibility | ADA  
Number of Children | 162  
Maximum Fall Height | 7'

Border Area | 3951 sq/ft  
Border Perimeter | 256'  
Installation Type | Inground

WARNING: All play equipment shall have a protective surfacing zone that consists of an obstacle free soft resilient surfacing, as specified for each type of equipment and at depths to meet the critical fall heights as specified by the CAN/CSA Z614, ASTM F1487 and the U.S. Consumer Product Safety Commission.



**Henderson®**  
Providing Playground Fun



**B313532R0**

Posts: Silver

Accents: Lime - Blue

Roto-Plastic: Blue - Lime

HDPE-Plastic: Red / White - Blue /

White

**NORTHUMBERLAND  
ELEMENTARY SCHOOL -  
PHASE I**

Brought to you by your local representative:

**Carolina**  
Recreation & Design



**Henderson®**  
Providing Playground Fun



**B313532R0**

Posts: Silver

Accents: Lime - Blue

Roto-Plastic: Blue - Lime

HDPE-Plastic: Red / White - Blue /

White

**NORTHUMBERLAND  
ELEMENTARY SCHOOL -  
PHASE I**

Brought to you by your local representative:

**Carolina**  
Recreation & Design



**Henderson®**  
Providing Playground Fun



**B313532R0**

Posts: Silver  
Accents: Lime - Blue  
Roto-Plastic: Blue - Lime  
HDPE-Plastic: Red / White - Blue /  
White

**NORTHUMBERLAND  
ELEMENTARY SCHOOL -  
PHASE I**

Brought to you by your local representative:

**Carolina**  
Recreation & Design



**Henderson®**  
Providing Playground Fun



**B313532R0**

Posts: Silver  
 Accents: Lime - Blue  
 Roto-Plastic: Blue - Lime  
 HDPE-Plastic: Red / White - Blue / White

**NORTHUMBERLAND  
 ELEMENTARY SCHOOL -  
 PHASE I**

Brought to you by your local representative:





**Henderson®**  
Providing Playground Fun



**B313532R0**

Posts: Silver

Accents: Lime - Blue

Roto-Plastic: Blue - Lime

HDPE-Plastic: Red / White - Blue /

White

**NORTHUMBERLAND  
ELEMENTARY SCHOOL -  
PHASE I**

Brought to you by your local representative:

**Carolina**  
Recreation & Design

STRUCTURE NO.: \_\_\_\_\_

PROJECT NAME: \_\_\_\_\_

APPROVED BY: \_\_\_\_\_

DATE: \_\_\_\_\_



### Posts

- Green Pastel
- Blue Pastel
- Purple Pastel
- Yellow
- Light Blue
- Orange
- Tan
- Lime
- Black
- Cosmo
- Brown
- Red
- Teal
- Green
- Burgundy
- Silver
- Charcoal
- Blue
- Purple
- White

### Components

- Green Pastel
- Blue Pastel
- Purple Pastel
- Yellow
- Light Blue
- Orange
- Tan
- Lime
- Black
- Cosmo
- Brown
- Red
- Teal
- Green
- Burgundy
- Silver
- Charcoal
- Blue
- Purple
- White

### Molded Plastic

- Tan (Spiral)\*
- Grey
- Lime
- Burgundy
- Gecko
- Cobalt
- Red (Spiral)\*
- Cyan
- Green (Spiral)\*
- Purple
- Blue (Spiral)\*
- Orange
- Yellow (Spiral)\*
- Teal
- Ice Blue

### Bi-Color Plastic

- Brown/Tan
- Tan/Black
- Lime/Black
- Black
- Green/White
- Red/White
- Orange/White
- Blue/White
- Yellow/Black
- White/Black

### Solid Plastic

- Black

# WARRANTY

**Lifetime\*** limited warranty on steel support posts against structural failure due to deterioration caused by defects in materials or manufacturing.

**Lifetime\*** limited warranty on Bolt-N-Go direct-bolt fastening systems against structural failure due to corrosion or deterioration caused by defects in materials or manufacturing.

**20 Year\*** limited warranty on aluminum post caps and Orbis aluminum clamps against structural failure caused by defects in material or workmanship.

**15 Year\*** limited warranty on steel rails, loops and rungs against structural failure due to corrosion or deterioration caused by defects in materials or manufacturing.

**10 Year\*** limited warranty on polyethylene components, sheet plastic, and decks against structural failure due to corrosion or deterioration caused by defects in materials or manufacturing.

**5 Year\*** limited warranty on all site amenities, including all benches, tables, litter receptacles and bike racks, against structural failure due to corrosion or deterioration caused by defects in materials and workmanship.

**5 Year\*** limited warranty on Berliner Rope Play steel-core ropes and rubber components against structural failure caused by defects in material or workmanship.

#### **One Year\* General Warranty**

Henderson Recreation warrants that all products not listed above will be free from defects in materials or manufacturing for one year.

#### **General Warranty Terms**

All warranty periods start at the invoice date. If any breach of this warranty occurs within the applicable warranty period, upon proper notification in writing of the defect, Henderson Recreation will, at its option, either repair or replace the defective product or part. Henderson Recreation will provide a repaired or replacement product or part under the terms of this warranty free of charge, but will not be responsible for any freight costs associated with the warranty claim or any labour or other costs associated with dismantling the defective product or part or installing the replacement product or part. A replacement product or part provided pursuant to this warranty will be guaranteed only for the balance of the warranty period applicable to the original product or part.

#### **Warranty Claims**

To be valid, all warranty claims must be submitted in writing promptly following discovery of the defect and within the specified warranty period. All warranty claims must be accompanied by a copy of the original invoice (or Henderson Recreation invoice number) and photograph(s) clearly identifying the defect in question.

#### **\* Items Not Covered by the Warranty**

The following are not covered by the warranty: (i) products that are not installed in conformity with the layout plan and/or installation instructions provided by Henderson Recreation; (ii)

products that have not been regularly inspected, maintained and serviced and in accordance with Henderson Recreation's instructions; (iii) products that have been subjected to misuse, abuse, negligence or accident; (iv) products that have been subjected to modification, alteration, repair or addition or substitution of parts by persons other than Henderson Recreation or Henderson Recreation's designees, in a manner which, in the sole judgment of Henderson Recreation, affects the operation or condition of the products; (v) products that have been moved after the initial installation; (vi) damage resulting from vandalism or abnormal use; (vii) damage resulting from Acts of God (such as lightning, tornadoes, etc.) or environmental factors (such as salt water, chemical sprays, etc.); (viii) damage due to normal wear and tear; and (ix) cosmetic issues, including but not limited to scratches, dents, marring, natural fading or fading of colours, discolouration and the weathering of wood (including but not limited to raised grain, splitting, checking, twisting, warping, shrinkage, swelling or any other physical property of the wood). For the purpose of this paragraph, "weathering" does not include fungal decay or rot of any type, while "fungal decay" and "rot" mean attack by wood-destroying fungi that disintegrate the wood cell walls, but exclude surface mold and mildew fungi associated with the weathering of wood.

#### **Liability Exclusions**

THIS WARRANTY IS EXCLUSIVE AND IS IN LIEU OF ALL OTHER REPRESENTATIONS AND WARRANTIES OF ANY KIND, WHETHER EXPRESS, IMPLIED OR STATUTORY, INCLUDING BUT NOT LIMITED TO ANY WARRANTY OF CONDITION, DESCRIPTION, MERCHANTABILITY OR FITNESS FOR A PARTICULAR PURPOSE. NO REPRESENTATION, WHETHER ORAL OR WRITTEN, OF ANY HENDERSON RECREATION REPRESENTATIVE MAY ALTER OR AMEND OR

BE SUBSTITUTED FOR THIS WARRANTY.

TO THE EXTENT PERMITTED BY LAW, IN NO EVENT WILL HENDERSON RECREATION BE LIABLE IN CONNECTION WITH ANY PRODUCT FOR (A) ANY INDIRECT, SPECIAL, INCIDENTAL OR CONSEQUENTIAL DAMAGES, WHETHER BASED ON TORT, CONTRACT OR OTHER LEGAL THEORY AND WHETHER OR NOT ADVISED OF THE POSSIBILITY OF SUCH DAMAGES, OR (B) ANY DAMAGES WHATSOEVER IN EXCESS OF AN AMOUNT EQUAL TO THE PURCHASE PRICE FOR SUCH PRODUCT.

#### **Product Replacement**

Henderson Recreation has a commitment to continuous product development and improvement and therefore reserves the right to make approved substitutions in design or specifications.

#### **Loss or Damage In Transit**

Henderson Recreation cannot be held responsible for the loss or damage of products by common carriers. Please check the bill of lading carefully to ensure your product is in good order prior to signing it. After the product departs our plant(s), we are no longer responsible for any loss, damage, or shortage.

#### **Maintenance**

The demand for safety requires regular inspection of playground structures for signs of wear and tear. All necessary repairs should be completed promptly by a qualified repair person. For more information on the regulations concerning playground equipment, installation, maintenance, and protective surfacing, please refer to your local and national safety standards.



## Carolina Recreation & Design

344 Rolling Hills Rd Suite 201  
Mooresville, NC 28117  
704.664.1833

[www.carolina-recreation.com](http://www.carolina-recreation.com)

### **Exclusions:**

1. Permits provided by building contractor or project owner; Sealed Site plan is NOT included & (if required) will be at an additional cost to the owner. Permits can be supplied by CRD at cost + 20%.
2. Owner shall be responsible for any additional costs incurred due to any unknown soil conditions such as rock, tree stumps, buried utilities, etc.
3. Installation site will have no more than 2% slope – additional grading required will be at owners' expense.
4. Pricing excludes ground protection for access, landscaping repair, fence removal relating to site access unless otherwise noted
5. Site security not included; all equipment will be locked in a Container provided by CRD on site
6. Temporary construction fencing not included
7. No utility service connections will be provided
8. Private Utility Lines to be located by owner. CRD is not responsible for lines that are not clearly marked.
9. Elevations & layout must be provided by owner – known elevation hub is required
10. Concrete clean out area on site is required
11. Tree Protection area signage not included
12. Installation completion date will be established based off the contract notice to proceed date

### **Payment Terms:**

Payment terms are listed on the quote. Payments can be made via ACH, check or credit card. Credit card payment will incur a 3% fee. Deposits must be received BEFORE equipment is ordered. Tax exemption forms must be provided for all tax exempt customers before equipment is ordered.

### **Clarifications:**

The designated area for work will be accessible by drive-up for unloading of our trucks and equipment, including personnel man-lifts, forklifts, etc. Should a crane be required and direct access not available, additional costs for such will be submitted by a Change Order.

Our pricing is based on the ability to perform all work with clear, sequential, and continuous access without interruption during normal daytime working hours. We have assumed one mobilization for the installation of foundations, framing & roofing; if additional mobilizations are required, there will be an additional charge. We will require exclusive access to the area for our work during the construction process.

Our pricing does not include daily site delays accessing the work areas. Carolina Recreation & Design will submit a Change Order for any delays caused by other trades which interfere or cause us to stop working.

Pricing assumes secure storage and adequate lay down area for our tools, equipment, and materials, within close proximity to the installation site will be provided, free of charge.

Our price assumes others to provide 200-amp, 110-volt electrical service and necessary potable water available within 100 feet of our work.

The above proposal is valid for 30 days from the date first set forth above. After 30 days, we reserve the right to increase prices due to the rise in cost of raw materials, fuel, or other cost increases. When applicable, Carolina Recreation & Design reserves the right to implement a surcharge for significant increases in raw materials, including, but not limited to; fuel, steel, and concrete. Due to the duration of time between proposals, contracts, and final installation, Carolina Recreation & Design reserves the right to implement this surcharge, when applicable.

We will require site sanitary facilities within 200 feet of our work. – *Provided by CRD*

Carolina Recreation & Design will leave its work site and materials in a clean condition at the conclusion of our work.

Barricades and public security requirements are not included.



## Carolina Recreation & Design

344 Rolling Hills Rd Suite 201  
Mooresville, NC 28117  
704.664.1833

[www.carolina-recreation.com](http://www.carolina-recreation.com)

Unless specifically included in this proposal, this agreement does not include, and Carolina Recreation & Design will not provide, services, labor, or materials for any of the following work: (a) removal and disposal of any materials containing asbestos or any hazardous materials as defined by the EPA; (b) moving Owner's property around the installation site; (c) repair or replacement of any Purchaser or Owner-supplied materials; or (d) repair of damage to existing surfaces that may occur when construction equipment and vehicles are being used in the normal course of construction.

Digging of our foundations will not be constrained by any existing concrete or utilities. Carolina Recreation & Design will not be responsible for moving or repairing any underground utility lines such as electrical, telephone, gas, water, or sprinkler lines that may be encountered during installation.

### **Lien Releases:**

Upon request by Owner, Carolina Recreation & Design will issue appropriate partial lien releases as corresponding payments are received from Purchaser, but prior to receiving final payment from Purchaser or Owner. Carolina Recreation & Design will provide a full release of liens upon receipt of final payment. In accordance with state laws, Company reserves the right to place a lien on the property if final payment has not been received 10 days prior to the filing deadline for liens.

### **Site Plan Approval, Permit/s, Permit Fees, Plans, Engineering Drawings, and Surveying:**

Site plan approval, permits, permit fees, surveying are specifically excluded from this agreement and the services unless specified. Carolina Recreation & Design does not in any way warrant or represent that a permit or site plan approval for construction will be obtained. Sealed engineered drawings that are required but not included in the "General Scope of Work" will result in an additional cost to Purchaser.

### **Concealed Conditions:**

"Concealed conditions" include, without limitation, water, gas, sprinkler, electrical and sewage lines, post tension cables, and steel rebar. This agreement is based solely on observations the Carolina Recreation & Design was able to make either by visual inspection or by drawings and/or plans submitted by Owner at the time this agreement was bid. If additional Concealed Conditions are discovered once work has commenced, which were not visible at the time this proposal was bid, Carolina Recreation & Design will stop work and indicate these unforeseen Concealed Conditions to Purchaser or Owner so that Purchaser and Company can execute a Change Order for any additional work. In any event, any damage caused by or to unforeseen Concealed Conditions is the sole responsibility of the Purchaser and Carolina Recreation & Design shall not be held liable for any such damage. Soil conditions are assumed to be soil that does not contain any water, hard rock (such as limestone, caliche, etc.), rocks larger than 4 inches in diameter, or any other condition that will require additional labor, equipment and/or materials not specified by the Purchaser or Owner in the bidding process. Any condition requiring additional labor, equipment, and/or materials to complete the drilling or concrete operations will require a Change Order before Carolina Recreation & Design will complete the process. Price quotes are based on a drilled pier footing. Any variation will incur additional charges (i.e. spread footings, concrete mat, sand, water, landfill, etc.). Costs for footing and installation do not include any allowance for extending below frost lines (the additional costs for which vary by geographical region).

### **Changes in the scope:**

During the course of this project, Purchaser may order changes in the work (both additions and deletions). Additionally, an approving agency may require changes in the work from the original design or engineering quoted and provided by the Company (both additions and deletions.) The cost of these changes will be determined by the Carolina Recreation & Design, and a Change Order form must be completed and signed by both the Purchaser and the Company, which will detail the "General Scope of the Change Order". Should any Change Order be essential to the completion of the project, and the Purchaser refuses to authorize such Change Order, then Company will be deemed to have performed its part of the project, and the project and services will be terminated. Upon such termination, Company will submit a final billing to Purchaser for payment, less a labor allowance for work not performed but including additional charges incurred due to the stoppage. No credit will be allowed for materials sold and supplied, which will remain the property of the Purchaser.



## Carolina Recreation & Design

344 Rolling Hills Rd Suite 201

Mooresville, NC 28117

704.664.1833

[www.carolina-recreation.com](http://www.carolina-recreation.com)

### **Indemnification:**

To the fullest extent permitted by law, Purchaser shall indemnify, defend, and hold harmless the Carolina Recreation & Design and its consultants, agents, and employees or any of them from and against claims, damages, losses and expenses, including, but not limited to, attorneys' fees related to the installation of the Structure or performance of the services, provided that such claim, damage, loss, or expense is attributable to bodily injury to, sickness, disease, or death of a person, or to injury to or destruction of tangible property, but only to the extent caused by the negligent acts or omissions of the Purchaser or its agents, employees, or subcontractors, or anyone directly or indirectly employed by them or anyone for whose acts they may be liable, regardless of whether or not such claim, damage, loss, or expense is caused in part by a party indemnified hereunder. Such obligation shall not be construed to negate, abridge, or reduce other rights or obligations of indemnity that would otherwise exist as to a party or person described in Section 15.

### **Assembly/Installation:**

- Carolina Recreation & Design will notify Purchaser of the scheduled assembly date. Owner agrees to have an owner representative meet the assembly crew at the job site on the scheduled assembly date to verify the exact location where the structure(s) is to be placed.
- Labor for the removal, assembly, and/or freight charges will only be covered by Carolina Recreation & Design in instances where the equipment is supplied and installed by Carolina Recreation & Design. In all cases where equipment is not supplied by Carolina Recreation & Design, all labor for the removal, assembly, and/or freight of the structures will be the Purchaser's responsibility.
- Installation prices are based on a single mobilization charge. If additional mobilizations are required, there will be additional charges.
- If the requested services require Carolina Recreation & Design access to Owner's premises, Carolina Recreation & Design will be provided access to the Owner's premises free and clear of debris, automobiles, or other interference Monday ~ Friday during the hours of 7:00am to 7:00pm, and Carolina Recreation & Design will have access to water and electrical facilities during installation. Additional charges will apply if utilities are not easily accessible. Where applicable, all vehicles will be moved prior to Company's crew beginning any installation.

### **No Third-Party Beneficiaries:**

This agreement creates no third-party rights or obligations between Carolina Recreation & Design and any other person, including any Owner who is not also a Purchaser. It is understood and agreed that the parties do not intend that any third party should be a beneficiary of this agreement.

### **Governing Law:**

The agreement will be construed and enforced in accordance with the laws of the State.

### **Assignment:**

Purchaser may not assign this agreement, by operation of law or otherwise, without the prior written consent of Carolina Recreation & Design. The agreement shall be binding upon and insure to the benefit of the Carolina Recreation & Design and the Purchaser, and their successors and permitted assigns.

### **Site/Use Review by Purchaser:**

Carolina Recreation & Design relies on the Purchaser to determine that the structures ordered are appropriate and safe for the Owner's installation site and/or intended use.

### **Preparatory Work:**

Where installation/assembly is part of the services and in the event that the foundation or job site is not suitable or ready for assembly to begin on the scheduled day, a Delay of Order notification must be sent to CRD at least 4 working days prior, in order to allow Carolina Recreation & Design to reschedule the project. If CRD is not notified and incurs an expense in attempting to execute the assembly, a re-mobilization charge may be charged to Purchaser before Carolina Recreation & Design will reschedule the assembly.



## Carolina Recreation & Design

344 Rolling Hills Rd Suite 201

Mooresville, NC 28117

704.664.1833

[www.carolina-recreation.com](http://www.carolina-recreation.com)

### **Delegation:**

Subcontractors: The services and the manufacturing and assembly of the structures may be performed by subcontractors under appropriate agreements with the Carolina Recreation & Design.

### **Force Majeure:**

Impracticability: Carolina Recreation & Design shall not be charged with any loss or damage for failure or delay in delivering or assembling of the equipment when such failure or delay is due to any cause beyond the control of the Company, due to compliance with governmental regulations or orders, or due to any Acts of God, strikes, lockouts, slowdowns, wars, or shortages in transportation, materials or labor.

### **Dispute Resolution:**

Any controversy or claim arising out of or related to this agreement must be settled by binding arbitration administered in NC by a single arbitrator selected by the parties or by the American Arbitration Association, and conducted in accordance with the construction industry arbitration rules. Judgment upon the award may be entered in any court having jurisdiction thereof.

### **Entire Agreement; No Reliance:**

This agreement represents and contains the entire agreement between the parties. Prior discussion or verbal representations by the parties that are not contained in this agreement are not part of this agreement. Purchaser hereby acknowledges that it has not received or relied upon any statements or representations by Company or its agents which are not expressly stipulated herein, including without limitation any statements as to the structures, warranties, or services provided hereunder.

All sales are final and non-refundable.



**PLAYGROUND SPECIALISTS, INC.**

29 Apples Church Road  
 Thurmont, MD 21788  
 800-385-0075  
 Sales@playspec.com  
 www.playspec.com

**ADDRESS**

NORTHUMBERLAND  
 ELEMENTARY SCHOOL  
 ATTN: KAREN LESLIE  
 6958 NORTHUMBERLAND  
 HWY  
 HEATHSVILLE, VA 22473

**SHIP TO**

NORTHUMBERLAND ES  
 PHASE 1  
 C/O PLAYGROUND  
 SPECIALISTS

**Proposal 30525E**

**DATE** 11/12/2025

**SALES REP**

JOE LATHAM

TYPE	QTY	RATE	AMOUNT
<b>NOTE</b> EQUALIS CONTRACT #R10-1159B0			
<b>REMOVAL</b> REMOVE AND DISPOSE OF EXISTING PLAY EQUIPMENT IN PLAYGROUND FOOTPRINT. REMOVE EXISTING MULCH AND DECOMPOSED MATERIALS TO PREP FOR NEW SURFACING AND DISPOSE OF IN EXISTING LOCATION ON SITE	1	4,800.00	4,800.00
<b>PLAYWORLD EQUIPMENT</b> P111025-10A - PLAY EQUIPMENT PER DRAWING	1	90,978.00	90,978.00
<b>DISCOUNT</b> EQUALIS CONTRACT 10% DISCOUNT OFF PLAYWORLD LIST PRICE ABOVE	1	-9,097.80	-9,097.80
<b>DISCOUNT</b> ADDITIONAL SPECIAL FACTORY DISCOUNT OFF LIST PRICE ABOVE	1	-13,646.28	-13,646.28
<b>BERLINER PLAY EQUIPMENT</b> 70.300.135.000 - VARIO M	1	16,432.00	16,432.00
<b>DISCOUNT</b> EQUALIS CONTRACT 6% DISCOUNT OFF BERLINER LIST PRICE ABOVE	1	-985.92	-985.92
<b>INSTALLATION</b> CERTIFIED INSTALLATION OF ALL EQUIPMENT ABOVE INCLUDING LIFETIME INSTALLATION WARRANTY	1	39,655.00	39,655.00
<b>TIMBERS</b> INSTALL 123 LIN FT TWO TIER 4 X 6 TIMBERS - ON 2 SIDES OF PLAY AREA	123	24.00	2,952.00
<b>DRAINS</b> INSTALL 160 LIN FT PERFORATED DRAINPIPE - INCLUDES TRENCH AND STONE	160	24.00	3,840.00

TYPE	QTY	RATE	AMOUNT
<b>PLAYSPEC RAINBOW</b> INSTALL 3,637 SQ FT 2" PLAYSPEC RAINBOW BONDED RUBBER PLUS 1.5" PAD - ROLLED DOWN ON 1 SIDE OF PLAY AREA	3,637	19.00	69,103.00
<b>STONE</b> COMPACTED # 57 STONE 4" FOR RUBBER BASE	1	16,366.00	16,366.00
<b>RUBBER NOTE</b> CONTRACTOR NOT RESPONSIBLE FOR SECURITY AND VANDALISM DURING RUBBER INSTALLATION AND CURING TIME			

*Net 30 w/ PO	SUBTOTAL	220,396.00
*3% service charge for all credit card payments.	TAX (0%)	0.00
*Pricing only guaranteed for 30 days unless specified above.	SHIPPING	6,300.00
*Absolutely no engineering, permits, permit fees, drainage, wage rates, bonding, or additional insurance included in above pricing unless specified on line item.		
*Additional mobilization, poor soils, limited access, or utility issues may result in change orders.		
*Standard lead times always apply. Contact sales agent for details.		
**Sign and return when approved. Thank you!		

<b>TOTAL</b>	<b>\$226,696.00</b>
--------------	---------------------

Accepted By

Accepted Date

Northumberland County Draft Capital Improvement Program Project Form

<p>1) <b>Office/ Department:</b> Northumberland County Public Schools</p>	
<p>2) <b>Project Title:</b> Three-Phase Playground Project for Northumberland Elementary School</p>	
<p>3) <b>Project Description:</b> We have collected two quotes for a phased approach over a three-year period to build a new playground at Northumberland Elementary School. In addition, we have recently been able to join a public purchasing contract where one of these companies participate. This contract ensures the best price and alleviates the need for a Request for Proposals (RFP). A phased approach to building the playground will lower the initial cost to accelerate our ability to provide a much-needed capital asset for student learning and physical and social-emotional wellbeing.</p> <p><b>Background:</b> A previous CIP proposal was retracted for this project and funds from a grant were allocated for its construction. Due to competing demands for grant funds and perceived urgency of projects, those funds were reallocated to other areas of School Division construction and capital improvements in the past. Adequate access to play equipment during recess time for elementary aged students is an urgent need in our elementary school.</p> <p><b>Current Site Conditions:</b> The current playground site covers 9,000 square feet and has some playground equipment on it in various states of repair. None is currently unsafe. The current ground cover is wood chips in various states of preservation. There are significant drainage issues on the site and after rainfall; the site remains flooded and unusable for one to several days. The current playground is out of legal compliance for Virginia Commonwealth Law for 8VA20-780-330 (sections B. and F.) <i>Play areas</i>, for ground surfacing and shade areas provided, and 8VAC20-800 (sections C. and D.) <i>Outdoor play area and equipment</i> for surfacing.</p> <p><b>Phased Plan</b></p> <p><b>Phase 1: Year 1:</b> Remove existing equipment and substrate for ~4,000 square feet of playground area. The other half of the space remains intact and can be utilized during construction. The cost to develop ~4,000 square feet with new groundwork of poured-in-place rubber (PIP) and two new large pieces of playground equipment that will service students ages 2-12 and is American with Disabilities Act (ADA) compliant is ~\$200,000.</p> <p><b>Phase 2: Year 2:</b> Remove existing equipment and substrate for the remaining ~4,000 square feet of playground area. The other half of the space remains intact and can be utilized during construction. The cost to develop ~4,000 square feet with new groundwork (PIP) and several pieces of stand-alone playground equipment that services students ages 2-12 and are both American with Disabilities Act (ADA) compliant and wheelchair accessible is ~\$200,000.</p> <p><b>Phase 3: Year 3:</b> The final phase will add enhancements to the previously installed ADA compliant equipment and including benches, a sun/rain shelter, and several other embellishments to ensure Virginia Code and ADA compliance. The cost will be about \$85,000.</p>	

<p><b>4) Project Justification (includes ramifications if project is not implemented):</b>  Playgrounds used during recess time by students are imperative for their physical, social and emotional growth and well-being (Schaefer &amp; Lin, 2025). The School Division is currently unable to allocate all the funds necessary to demolish, resurface, and reinstall necessary playground equipment compliant with Virginia code on its own. Without financial assistance we will not be able to 1) comply with Virginia Code, and 2) provide adequate and ADA compliant play areas for our students in elementary school</p>									
<p><b>5) Cost (includes staffing needs, annual O&amp;M requirements, planning/ engineering, equipment/ furniture, acquisition, construction)</b>  Cost varies slightly by plan but all quotes were requested to incorporate a phased approach in order to offset spending and defer it over several years. Once in place, the PIP requires no maintenance. Cost here is demolition, pouring of PIP, the cost of equipment and its installation.</p>									
<p><b>6) Funding Source(s): YEAR 1</b></p> <table border="0" style="width: 100%;"> <tr> <td style="width: 50%;">Current Revenue: \$100,000</td> <td style="width: 50%;">Grant (Type):</td> </tr> <tr> <td>Revenue Bond:</td> <td>Loan (Type):</td> </tr> <tr> <td>General Obligation Bond:</td> <td>Special Assessment:</td> </tr> <tr> <td>Capital Reserve Fund: <b>Requested: \$85,000</b></td> <td>Other: \$15,000</td> </tr> </table>	Current Revenue: \$100,000	Grant (Type):	Revenue Bond:	Loan (Type):	General Obligation Bond:	Special Assessment:	Capital Reserve Fund: <b>Requested: \$85,000</b>	Other: \$15,000	
Current Revenue: \$100,000	Grant (Type):								
Revenue Bond:	Loan (Type):								
General Obligation Bond:	Special Assessment:								
Capital Reserve Fund: <b>Requested: \$85,000</b>	Other: \$15,000								
<p><b>Funding Source(s): YEAR 2</b></p> <table border="0" style="width: 100%;"> <tr> <td style="width: 50%;">Current Revenue: \$100,000</td> <td style="width: 50%;">Grant (Type):</td> </tr> <tr> <td>Revenue Bond:</td> <td>Loan (Type):</td> </tr> <tr> <td>General Obligation Bond:</td> <td>Special Assessment:</td> </tr> <tr> <td>Capital Reserve Fund: <b>Requested: \$85,000</b></td> <td>Other: \$15,000</td> </tr> </table>	Current Revenue: \$100,000	Grant (Type):	Revenue Bond:	Loan (Type):	General Obligation Bond:	Special Assessment:	Capital Reserve Fund: <b>Requested: \$85,000</b>	Other: \$15,000	
Current Revenue: \$100,000	Grant (Type):								
Revenue Bond:	Loan (Type):								
General Obligation Bond:	Special Assessment:								
Capital Reserve Fund: <b>Requested: \$85,000</b>	Other: \$15,000								
<p><b>Funding Source(s): YEAR 3</b></p> <table border="0" style="width: 100%;"> <tr> <td style="width: 50%;">Current Revenue: \$50,000</td> <td style="width: 50%;">Grant (Type):</td> </tr> <tr> <td>Revenue Bond:</td> <td>Loan (Type):</td> </tr> <tr> <td>General Obligation Bond:</td> <td>Special Assessment:</td> </tr> <tr> <td>Capital Reserve Fund: <b>Requested: ~30,000</b></td> <td>Other: \$5,000</td> </tr> </table>	Current Revenue: \$50,000	Grant (Type):	Revenue Bond:	Loan (Type):	General Obligation Bond:	Special Assessment:	Capital Reserve Fund: <b>Requested: ~30,000</b>	Other: \$5,000	
Current Revenue: \$50,000	Grant (Type):								
Revenue Bond:	Loan (Type):								
General Obligation Bond:	Special Assessment:								
Capital Reserve Fund: <b>Requested: ~30,000</b>	Other: \$5,000								
<p><b>Requestor:</b> _____ <b>Date:</b> _____</p> <p style="text-align: center;"><b>Planning Commission Meeting Date/ Time:</b></p> <p><b>Planning Commission Comments:</b></p>									



**Sales Proposal For:**

*Northumberland County Public Schools*

**Presented By:**

*Kingmor Supply, Inc.*

**INTEGRATED CE S BUS**

*School Transportation, 77 Passenger*

*Cummins B6.7, 220 HP, Diesel Engine, Allison 6-speed Automatic Transmission*

- CROSSING GATE, Electric
- TOW HOOK, FRONT and REAR
- FRONT AXLE Meritor 10,000 lbs
- BENDIX ANTILOCK BRAKE SYSTEM
- AIR DRYER BENDIX AD-9SI WITH HEATER
- HALDEX Automatic Slack Adjusters Front and Rear
- PARKING BRAKE MANUAL PUSH/PULL
- PARKING BRAKE INTERLOCK, Ignition in the "ON" position with the Service Brake Applied
- BRAKES FRONT, {Meritor 15X4 Q-PLUS CAST} Air S-Cam Type
- BRAKES REAR, {Meritor 16.5X7 Q-PLUS CAST} Air S-Cam Type
- TILT STEERING
- ENGINE EXHAUST BRAKE, Cummins
- ALTERNATOR LEECE-NEVILLE BLP4024N BRUSHLESS, 12 VOLT, 325 AMP
- BATTERY SYSTEM, FLEETRITE MAINTENANCE-FREE 3 12-VOLT 1980 CCA
- BATTERY DISCONNECT SWITCH, Cole-Hersee
- RADIO AM/FM/USB/AUXILIARY, ANTENNA & PA
- HEADLIGHTS ON AUTOMATICALLY WITH WIPERS
- HEADLIGHTS, Halogen
- STARTING MOTOR DELCO REMY 38MT
- GRILLE MOLDED IN BLACK

Includes Five Year Data Plan  
and International 360

- MUD FLAPS, FRONT and REAR
- FAN DRIVE , {Warner Electric FC550} On/Off Type, Electronically Activated and Controlled
- ENGINE BLOCK HEATER
- SYNTHETIC TRANSMISSION OIL
- AXLE, REAR, SINGLE , {Meritor MS-21-13X-3DFL} Single Reduction, 21,000-lb Capacity
- SUSPENSION, REAR, AIR, SINGLE , {International IROS} 23,000-lb Capacity
- AXLE, REAR, LUBE , {EmGard FE-75W-90} Synthetic Oil
- FUEL TANK , Top Draw, Steel, Rectangular, 100 US Gal, Mounted Between Frane Rails
- AIR CONDITIONER WITH INTEGRAL HEATER & DEFROSTER - DASH AIR
- GAUGE CLUSTER , Premium Level; English with English Electronic Speedometer



- HEATER SHUT OFF VALVES (2) BALL VALVE TYPE
- WHEELS FRONT and REAR {Accuride 51408} DISC; 22.5x8.25 Rims
- WHEEL BEARING, FRONT, LUBE , {EmGard FE-75W-90} Synthetic Oil
- BODY, BUS , Conventional; 78" Headroom, 34'2" Body Length, 77 Passenger, 276" WB
- FASTENERS, HEADLINER , Rivets
- SKIRT, BODY , Conventional, 20", 16ga
- COMPARTMENT DR STORAGE SIZED FOR 3-RING BINDER INCL. USB-A & USB-C PORT
- STEP, FRONT ENTRANCE DOOR , 27 1/4" Depth; 14ga Steel, Formed Treads, Naviflex Finish
- BROOM HOLDER AND REMOVABLE WASTE CONTAINER
- COMPARTMENT, TOOLBOX, RT BPR , 13" x 15" x 25.5", with Lock
- KEY ALIKE 545 ALL EXTERIOR LOCKS AND DRIVER COMPARTMENT LOCK
- MONITOR POST TRIP INSPECTION LEAVE NO STUDENT BEHIND
- ENTRANCE DOOR ELECTRIC WITH SINGLE PANE GLASS
- AIR CONDITIONER BODY 120K BTU, FRONT and REAR, FLUSH EVAP, SKIRT MTD CONDENSER
- SEAT DRIVER AIR SUSPENSION SEARS ATLAS II, HEATED, with LEFT AND RIGHT ARM REST
- STOP ARM FRONT ELECTRIC STROBING LED
- LIGHTS, DRIVER DOME LED
- COMPARTMENT ABOVE DRIVER WITH PADDING
- LIGHTS DOME LED
- LIGHTS EXTERIOR LED
- TIRES 11R22.5 All Position Front and Rear
- TINTED PASSENGER WINDOWS
- STEPWELL HEATER
- ROOF HATCH FRONT and REAR
- MIRRORS HEATED AND REMOTE
- FIRE EXTINGUISHER Mounted Behind Driver Seat
- SEAT BELT CUTTER
- FENDERS, RUBBER, REAR, Left and Right
- REI CAMERA SYSTEM
- First Aid Kit and Spill Kit
- POCKET COVER BEHIND DRIVERS SEAT

**SALE PRICE \$ 149,475.00**



October 21, 2025

77 pass diesel

Specifications prepared for **Northumberland County Public Schools** for new **2027** Blue Bird diesel powered 77-passenger "Vision" conventional school buses.

### **Chassis Specifications:**

- 273" wheel base
- 21,000 lb. rear axle with 5.29 to 1 ratio
- Hendrickson rear air ride suspension
- 10,000 lb. front axle and springs
- Front and rear shocks
- Full air brake system, 16.5" x 5" front lining, 16.5" x 7" rear lining
- Automatic slack adjusters
- Bendix-Westinghouse AD-IP air dryer
- Park brake interlock
- 4-channel A.B.S. braking system
- 18.7 cfm compressor
- Heavy duty bumper – 15" with lifting reinforcements
- Engine block heater
- Cummins B6.7, 220 horsepower in line six diesel engine, 600 ft lb torque
- Allison 2500 PTS 5-speed automatic transmission
- Engine alarm system
- 8.25 x 22.5 hub-piloted wheels
- 11R x 22.5 tubeless radial tires, highway front and rear – Kumho, 16 ply KRS12E
- Electronic high idle switch
- Three (3) Group 31 batteries, 2100 cca
- Battery disconnect switch
- 240 amp "brushless" alternator – Leece/Neville
- Dual horns
- 100 gallon fuel tank mounted between rear frame rails
- Fiberglass tilt hood with fender mounted LED turn signals
- Voltmeter

### **Chassis Specifications continued:**

- Tachometer
- Telescopic/tilt steering column
- Daytime running lights
- Front and rear tow hooks
- Heated fuel/water separator mounted on firewall
- Engine hour meter
- 15 gallon DEF tank with dash mounted gauge
- VGT engine exhaust brake
- Front axle oil seals, petroleum lube
- LED headlights
- Transmission temperature gauge
- Trip odometer
- Digital dash clock
- Cooling hoses with constant torque clamps
- Anti-freeze protected to -34 degrees – Cummins Compleat (blue)
- Circuit breakers
- Power steering with 50 degrees wheel cut
- Rear exit exhaust through rear bumper
- Multi-Plex wiring with L.E.D. readout in dash
- Synthetic transmission fluid
- Electronic stability control with automatic traction control
- 7-year/unlimited mile transmission warranty
- 5-year/100,000 mile engine warranty, 2 year towing

### **Body Specifications:**

- Dual heater cut-off valves
- Complete insulation
- Fuel tank door
- Locking battery compartment
- Aluminized interior side panels
- Extended seat, window, and floor rub rails
- Bumper rub rail
- 4-applied side body rub rails
- 2-piece tinted/shaded windshield, curved
- Lower glass rear emergency door with expanded metal screen
- Four (4) side emergency push-out windows, two (2) per side – Vertical Hinge
- Two (2) roof escape hatch/ventilators

### **Body Specifications continued:**

- Vandal locks for service and emergency doors
- 3-step stepwell
- Outward opening entrance door – air operated
- Dash mounted glove box
- All floor seams caulked with silicone
- Aluminum aisle trim
- Fuel sender plate
- Rubber body isolators front and rear
- 20-gauge steel exterior side panels – 16 ¼” skirt
- Heavy duty DOT construction
- 12” rear bumper with lifting reinforcements
- 77” interior headroom with 12” split sash windows

### **Electrical Specifications:**

- Two (2) auxiliary windshield defroster fans
- 90,000 BTU left front heater/defroster; 80,000 BTU rear underseat heater; full-width windshield and driver’s window defroster; 3-speed defroster and driver’s heater switches; cleanable filter
- Heater hose with constant torque clamps
- 7” stop and turn signals, LED
- Driver’s dome light, 15 candlepower
- Interior dome lights – double row, 15 candlepower
- Side body directional signals – one (1) per side, LED
- Hooded 8-lamp warning system – strobing LED lamps (individual hoods)
- Air operated side body stop-arm with strobing LED lights
- Air operated crossing control arm
- 4” stop and tail lights, LED
- Clearance lights – L.E.D.
- Utility plug-in
- Back-up alarm
- Body solenoid switch
- Stepwell light, LED
- 4” back-up lights, LED
- Buzzer for rear emergency door
- Child check system

### **Electrical Specifications continued:**

- Color and number coded wiring
- Roof mounted LED strobe light
- Automatic resetting circuit breakers
- AM/FM stereo/USB/MP3 compatible/PA system with eight (8) interior speakers and one (1) exterior speaker
- Pre-trip light check system

### **Paint and Lettering Specifications:**

- N.S.B.C. exterior - polyurethane
- Astro-white interior color
- All required "School Bus" lettering
- 3M Diamond-grade reflective tape
- White roof

### **Seating Specifications:**

- Fully-padded DOT seats and barriers – high back
- Heavy duty blue "fire block" upholstery
- National adjustable heated driver's seat with fabric insert, retractable shoulder harness seat belt, and arm rest
- 77-passenger capacity

### **Accessory Specifications:**

- All safety and emergency equipment
- Header pads for service door and emergency door
- Front and rear mud flaps
- 1/2" plywood sub-floor, screwed down
- Black rubber transit floor and step treads
- Molded interior rear wheelhouse covers
- 6" x 30" clear interior mirror and 6" x 30" plexiglass visor
- Back-up monitor in dash (includes front camera)
- Wet-arm wiper blades
- Dual electric windshield wipers with intermittent switch
- Interior acoustical ceiling panels, first two above driver
- 28% bronze tint on all side glass
- Black window frames
- Heated/remote controlled open view rearview exterior mirrors
- Heated crossview mirrors with bell mounts

**Accessory Specifications continued:**

- Sound deadening spray
- REI video surveillance system per requirements
- Key alike ignition
- Premium wax undercoat for undercarriage
- Drivers trash container
- Exterior entrance door approach light, LED
- Cup holder
- Forward grab rail
- Molded exterior rear rubber fenders
- Locking overhead drivers storage compartment above drivers window
- 5-year/100,000-mile limited warranty (Standard)

**Total Cost, per unit, F.O.B. Lottsburg, Virginia** **\$ 133,508.00\*\***

Pricing valid to 11/10/2025

*\*\*Blue Bird reserves the right to amend, modify, or increase the invoiced amount for EV & non-EV buses at any time prior to and at the time of invoice dependent upon additional costs and expenses incurred by Blue Bird resulting from the implementation of U.S. tariffs on raw materials, components, and imported finished goods*

**Option to consider:**

130,000 BTU free blow air conditioning system with front and rear in-wall evaporators, skirt mounted condensers, 280 amp alternator, skirt mounted compartment for AC wiring, and dash air system Add \$ 13,694.00


---

Agreed to by Customer:	Agreed to by Blue Bird Bus Sales of Virginia:
_____	_____
Name	Name
_____	_____
Title	Title
_____	_____
Authorized Signature	Authorized Signature
_____	_____
Date	Date



2013 IC BUS CE300

*New*



This used IHC CE300 school bus for sale at Master's Transportation is built on the IHC CE300 chassis, and features a maximum seating capacity for 71 passengers plus the driver. A MaxxDT Diesel engine and transmission provide the IHC CE300 with reliable performance - even when traveling at maximum capacity. Safely transport passengers and cargo with a long list of modern safety features and equipment including Back-Up Alarm, Fire Extinguisher, First Aid Kit, Emergency Triangles, Body Fluid Kit, seat belts, and more. If you are interested in purchasing this 2013 IHC CE300 IHC CE300, simply reference stock #24-001 when requesting your personalized quote.


- Entrance Door Power: Electric
- Stereo: Yes
- Floor Color: Black
- Flooring Type: Rubber
- AC: Front-No, Rear-No
- Mirror Type: Heated

## HOW MASTER'S IS MOVING PEOPLE FORWARD


*By uniquely offering every transportation solution, including New & Used Sales, Rentals & Leases, all supported Parts & Service*

*With an unmatched inventory of both New & Used Buses, ensuring the perfect fit for your transportation needs.*

*Through our expert engineering & custom upfitting that results in the highest quality buses on the road.*



Stock Number	24-001
Model Year	2013
Chassis Make	IC Bus
Chassis Model	CE300
Body Make	IC Bus
Body Model	CE300
Condition	Pre-owned
Location	Master's Transportation
Wheelchair Accessible	No
Seating Capacity	71
Mileage	106,135
Brake Type	Hydraulic
Fuel Type	Diesel
Engine	MaxxDT
Transmission	Unknown
Exterior Color	Yellow
Interior Color	White
Upholstery Type	Cloth Driver's Seat, Fire Block Seats
Luggage	None
CDL Required	Yes
Vehicle Categories	School Bus





Vehicle Sale Price:

**\$24,900**

Monthly Purchase Payment:

Loan term: MO.

Monthly Lease Payment:

Loan term: MO.

Pricing does not include taxes, tags or titling fees. If any of the items are not listed as discussed, please advise us immediately. This proposal shall remain valid for (30) thirty days from the issue date, subject to availability. Pricing includes pre-delivery inspection and destination charges to our facility. For delivery to final destination, additional delivery charges may apply. Our supplied pricing includes rebates, discounts, credits and any other incentives

## NOTES

---

Sale Price Includes Delivery





## 2024 IC BUS CE



This used IC CE school bus for sale at Master's Transportation is built on the IC CE chassis, and features a maximum seating capacity for 71 passengers plus the driver. A 6.7 Diesel engine and Automatic transmission provide the IC CE with reliable performance - even when traveling at maximum capacity. Safely transport passengers and cargo with a long list of modern safety features and equipment including Back-Up Alarm, Fire Extinguisher, First Aid Kit, Emergency Triangles, Lap seat belts, and more. If you are interested in purchasing this 2024 IC CE IC CE, simply reference stock #23-044 when requesting your personalized quote.

- Entrance Door Power: Air
- Rear Door: Yes
- Exterior Entry Door Switch: No
- Monitor QTY: 0
- Stereo: Yes-Includes PA
- USB: No

## HOW MASTER'S IS MOVING PEOPLE FORWARD




*By uniquely offering every transportation solution, including New & Used Sales, Rentals & Leases, all supported Parts & Service*

*With an unmatched inventory of both New & Used Buses, ensuring the perfect fit for your transportation needs.*

*Through our expert engineering & custom upfitting that results in the highest quality buses on the road.*



# Master's



Stock Number	23-044
Model Year	2024
Chassis Make	IC Bus
Chassis Model	CE
Body Make	IC Bus
Body Model	CE
Condition	Pre-owned
Location	Master's Transportation
Wheelchair Accessible	No
Seating Capacity	71
Mileage	21,734
Brake Type	Hydraulic
Fuel Type	Diesel
Engine	6.7
Transmission	Automatic
Exterior Color	Yellow
Interior Color	Unknown
Upholstery Type	Vinyl Driver's Seat, Vinyl Seats
Luggage	None
CDL Required	Yes
Vehicle Categories	School Bus



Vehicle Sale Price:

**\$125,900**

Monthly Purchase Payment:

Loan term: MO.

Monthly Lease Payment:

Loan term: MO.

Pricing does not include taxes, tags or titling fees. If any of the items are not listed as discussed, please advise us immediately. This proposal shall remain valid for (30) thirty days from the issue date, subject to availability. Pricing includes pre-delivery inspection and destination charges to our facility. For delivery to final destination, additional delivery charges may apply. Our supplied pricing includes rebates, discounts, credits and any other incentives

## NOTES

---

Sale Price Includes Delivery




# Golani Bus, LLC.

125 N Railroad Ave Pedricktown NJ 08067

877-287-7253

[www.BusesForSale.com](http://www.BusesForSale.com)

Northumberland County Public Schools		08/28/2025	
Purchaser Name 722 Avalon Lane		Date 804-580-1943	
Purchaser Address Heathsville, VA 22473		Phone DBrown@nucps.net	
City State & Zip		Email Address	
<b>VEHICLE BEING PURCHASED</b>		<b>CASH DELIVERED PRICE OF VEHICLE (\$)</b>	
PLEASE ENTER MY ORDER FOR THE FOLLOWING PRE-OWNED MOTOR VEHICLE:		\$ 40,000.00	
STOCK NO. 51300			
2017	Frieghtliner	119,338	
Year	Make	Mileage	
C2			
Model or Series Yellow	Bus Number		
40ZABRDT4HCJB4401	Trim		
VIN or SER. NO. Cummins			
Engine Type 09/05/2025			
Paid In Full By:			
<b>Domestic Wire Transfer Instructions:</b>		<b>TOTAL PRICE OF VEHICLE</b> \$ 40,000.00	
Beneficiary Name:	Golani Bus, LLC	<b>Sales Tax</b>	
Beneficiary Address:	125 N Railroad Ave Pedricktown, NJ 08067	<b>Documentary Fee</b> 499.00	
Account Number:	202465602688	<b>License, License Transfer, Title, Registration Fee</b>	
Routing Number:	091311229	<b>SHIPPING</b> 2,500.00	
Bank Name:	Choice Financial Group 4501 23rd Ave S Fargo, ND 58104	<b>TOTAL PRICE OF UNIT</b> 42,999.00	
<b>International Wire Transfer Instructions:</b>		<b>DEPOSIT</b> 0	
SWIFT / BIC CODE:	CHFGUS44021	<b>CASH BALANCE</b> 42,999.00	
ABA Routing Number:	091311229	<b>FINANCE BALANCE</b> 0	
Bank Name:	Choice Financial Group		
Bank Address:	4501 23rd Ave S Fargo, ND 58104		
Beneficiary Name:	Golani Bus LLC		
IBAN/Account Number:	202465602688		
Beneficiary Address:	125 N Railroad Ave Pedricktown NJ 08067		
		Purchaser agrees that this order, on the face, and any attachments hereto includes all the terms and conditions of sale and that this order cancels and supersedes any prior agreements and as of the date hereof comprises the complete and exclusive statement of the terms of the agreement relating to the subject matters covered hereby, and that this order will not become binding until accepted by the dealer or his authorized representative. Purchaser, by his execution of this order, acknowledges that he has read the terms and conditions and has received a true copy of this purchase order. If a documentary fee or preparation charge is made, the purchaser has a right to a written itemization for each specific service performed. Dealers may not charge customers for services that are paid for by the manufacturer. All deposits or monies paid are non-refundable. All vehicles are sold as-is unless otherwise specified. All vehicles must be paid for in full within seven days unless otherwise stated.	
		 Stacy Branem (Aug 28, 2025 09:45:38 EDT)	
		08/28/25	
		Purchaser	
		Date:	
Dealer or His Authorized Representative		Co-Purchaser	
Date:		Date:	

"Thank You --- We Appreciate Your Business"  
RETAIL ORDER FOR A MOTOR VEHICLE

# Golani Bus, LLC.

125 N Railroad Ave Pedricktown NJ 08067

877-287-7253

www.BusesForSale.com

Northumberland County Public Schools		08/28/2025	
Purchaser Name 722 Avalon Lane		Date 804-580-1943	
Purchaser Address Heathsville, VA 22473		Phone DBrown@nucps.net	
City State & Zip		Email Address	
<b>VEHICLE BEING PURCHASED</b>		<b>CASH DELIVERED PRICE OF VEHICLE (S)</b>	
PLEASE ENTER MY ORDER FOR THE FOLLOWING PRE-OWNED MOTOR VEHICLE:		<b>\$ 40,000.00</b>	
		<b>TOTAL PRICE OF VEHICLE</b>	
		<b>Sales Tax</b>	
		<b>Documentary Fee</b>	
		<b>License, License Transfer, Title, Registration Fee</b>	
		<b>SHIPPING</b>	
		<b>TOTAL PRICE OF UNIT</b>	
		<b>DEPOSIT</b>	
		<b>CASH BALANCE</b>	
		<b>FINANCE BALANCE</b>	
		<b>0</b>	
		<b>42,999.00</b>	
		<b>2,500.00</b>	
		<b>499.00</b>	
		<b>0</b>	
		<b>42,999.00</b>	
		<b>0</b>	
<p><b>Domestic Wire Transfer Instructions:</b>                  Beneficiary Name: Golani Bus, LLC                  Beneficiary Address: 125 N Railroad Ave                  Pedricktown, NJ 08067                  Account Number: 202465602688                  Routing Number: 091311229                  Bank Name: Choice Financial Group                  4501 23rd Ave S Fargo,                  ND 58104</p> <p><b>International Wire Transfer Instructions:</b>                  SWIFT / BIC CODE: CHFGUS44021                  ABA Routing Number: 091311229                  Bank Name: Choice Financial Group                  Bank Address: 4501 23rd Ave S                  Fargo, ND 58104                  Beneficiary Name: Golani Bus LLC                  IBAN/Account Number: 202465602688                  Beneficiary Address: 125 N Railroad Ave                  Pedricktown NJ 08067</p>		<p>Purchaser agrees that this order, on the face, and any attachments hereto includes all the terms and conditions of sale and that this order cancels and supersedes any prior agreements and as of the date hereof comprises the complete and exclusive statement of the terms of the agreement relating to the subject matters covered hereby, and that this order will not become binding until accepted by the dealer or his authorized representative. Purchaser, by his execution of this order, acknowledges that he has read the terms and conditions and has received a true copy of this purchase order. If a documentary fee or preparation charge is made, the purchaser has a right to a written itemization for each specific service performed. Dealers may not charge customers for services that are paid for by the manufacturer. All deposits or monies paid are non-refundable. All vehicles are sold as-is unless otherwise specified. All vehicles must be paid for in full within seven days unless otherwise stated.</p> <p style="text-align: right;"><i>Stacy Branem</i>  <small>Stacy Branem (Aug 28, 2025 10:33:36 EDT)</small></p> <p style="text-align: right;">08/28/25</p>	
		<b>Date:</b>	
<b>Date:</b>		<b>Date:</b>	
<b>Date:</b>		<b>Date:</b>	
<b>Date:</b>		<b>Date:</b>	

"Thank You — We Appreciate Your Business"  
 RETAIL ORDER FOR A MOTOR VEHICLE



# QUOTE

DATE: 8/27/25

PREPARED FOR:

SHIP TO:

NORTHUMBERLAND COUNTY

SALESPERSON	SHIPPED VIA	F.O.B POINT
BC		

DESCRIPTION	STOCK #	AMOUNT
(1) 2015 71P THOMAS C2 - 107,526	22692	\$26000
71 PASSENGER C2 - CUMMINS 6.7 - ALLISON TRANSMISSION		
*Buses will have the engine and transmission serviced. Bumper to bumper inspection and state inspection. Anything that needs mechanical attention will be repaired. Torn seat covers, drivers seat covers, damaged switches, window latches, heaters etc. The bus will be cleaned and minor cosmetic issues will get attention. Black lettering and bus numbers will be installed.		
TOTAL QUOTE		\$26000
<i>Quote is valid for 30 days.</i>		

**QUESTIONS?**

Contact: Brent Childress, Used Bus Sales Manager  
434-485-8686 | brent@sonnymerryman.com

*Thank you for your business!*





# QUOTE

DATE: 8/27/25

PREPARED FOR:

SHIP TO:

NORTHUMBERLAND COUNTY

SALESPERSON	SHIPPED VIA	F.O.B POINT
BC		

DESCRIPTION	STOCK #	AMOUNT
(1) 2016 71P THOMAS C2 - 109,318	22729	\$26000
71 PASSENGER C2 - CUMMINS 6.7 - ALLISON TRANSMISSION		
*Buses will have the engine and transmission serviced. Bumper to bumper inspection and state inspection. Anything that needs mechanical attention will be repaired. Torn seat covers, drivers seat covers, damaged switches, window latches, heaters etc. The bus will be cleaned and minor cosmetic issues will get attention. Black lettering and bus numbers will be installed.		
TOTAL QUOTE		\$26000
<i>Quote is valid for 30 days.</i>		

**QUESTIONS?**

Contact: Brent Childress, Used Bus Sales Manager  
434-485-8686 | brent@sonnymerryman.com

*Thank you for your business!*

www.sonymerryman.com

MAILING ADDRESS P.O. Box 495 | Rustburg, VA 24588  
SHIPPING ADDRESS 5120 Wards Road | Evington, VA 24550

☎ 800.533.1006  
☎ 434.821.1000  
☎ 434.821.8203





Karen Leslie &lt;kleslie@nucps.net&gt;

---

**[NCPS] Fwd: [NCPS] Fwd: 2017 Thomas C2 school bus quote**

2 messages

**Stacy Branem** <sbranem@nucps.net>  
 To: Karen Leslie <kleslie@nucps.net>

Thu, Aug 28, 2025 at 10:28 AM

Thomas Bus Quote

----- Forwarded message -----

From: **Donald Brown** <dbrown@nucps.net>  
 Date: Thu, Aug 28, 2025 at 10:26 AM  
 Subject: [NCPS] Fwd: 2017 Thomas C2 school bus quote  
 To: Stacy Branem <sbranem@nucps.net>

----- Forwarded message -----

From: **Matt Danzi** <assistance@nationalbussales.dsmessage.com>  
 Date: Thu, Aug 28, 2025 at 10:17 AM  
 Subject: 2017 Thomas C2 school bus quote  
 To: <dbrown@nucps.net>

Hi Donnie,

I listed the two 2017 C2 71P buses I have left available and they are quoted pre-owned plus condition with a 30 day bumper to bumper NBS warranty and I will have the front crossing arm installed and strobe light. Let me know if you have any questions and if I can help.

2017 Thomas C2 School bus 71P - Cummins - Hyd brakes - No A/C - Upper 30,000 miles - \$62,900.00 FOB Tulsa

2017 Thomas C2 School bus 71P - Cummins - Hyd brakes - No A/C - Lower 50,000 miles - \$62,900.00 FOB Tulsa

<https://drive.google.com/file/d/1jaHgrXB0LL343a-zCvDfQoIvaqlxitQ4/view?usp=sharing>

All Pre Owned Plus That Go Through Our Shop Include:

- Drive train (engine and transmission) is in sound condition
- Tires and Brakes will pass inspection
- A thorough inspection covering all aspects of the bus
- Fully serviced: Lube, Oil, and Filter
- Fully detailed, Cleaned and washed
- OK State DOT Inspection
- Black Lettering on sides
- 30 -Day Bumper to Bumper NBS Warranty / parts and labor

\$3,220.00 For delivery ( 1288 miles @ \$2.50 a mile one way from Tulsa each bus ( optional )

Thank you,

**Matt Danzi**

*Regional Sales Manager*

**National Bus Sales**

8649 S Regency Dr.

Tulsa, OK 74131

E: matt@nationalbus.com

O: 800-475-1439 Ext. 305

<https://nationalbus.com>

**Please send attachments or scanned documents to matt@nationalbus.com to help us serve you better.**



This email was sent to: dbrown@nucps.net.

**From:** National Bus Sales 8649 Regency Drive Tulsa, OK 74131

Update Preferences - to update your communication preferences.

Unsubscribe - to stop all future email communications [REF\_V168885-1188690\_NO].

Terms and Conditions

---  
**Stacy Branem**

**Director of Transportation**

**Northumberland County Public Schools**

722 Avalon Lane

Heathsville, VA 22435

**(804)580-5161-Bus Garage**

**(804)761-5065 Cell**

---

**Karen Leslie** <kleslie@nucps.net>  
To: Stacy Branem <sbranem@nucps.net>

Thu, Aug 28, 2025 at 10:38 AM

THANK YOU!

**Karen H. Leslie, PhD**  
**Superintendent**

**NORTHUMBERLAND COUNTY PUBLIC SCHOOLS**

804.529.6134 ext. 2005 | kleslie@nucps.net

# Forward Together

The information conveyed in this communication is intended for the use of the original addressee(s), and may be legally privileged, confidential, and/or exempt from disclosure under applicable law. If this communication was not addressed or copied to you, then you have received it in error and are strictly prohibited from reading, copying, distributing, disseminating, or transmitting any of the information it conveys. If you received this communication in error, please destroy all electronic, paper, and other copies, and notify the sender of the error immediately. Accidental transmission of this communication is not intended to waive any privilege or confidentiality protected under Virginia's Freedom of Information Act.

[Quoted text hidden]

Northumberland County Draft Capital Improvement Program Project Form

<p>1) <b>Office/ Department:</b> Northumberland County Public Schools-Department of Transportation</p>	
<p>2) <b>Project Title:</b> Rebuild Bus Fleet</p>	
<p>3) <b>Project Description:</b>  <b>Background:</b> We are currently in violation of the Code of Virginia 8VAC-70-490 <i>Purchase</i> which states that a replacement schedule for buses on a continuing basis must be developed and implemented by each school division. We have not had a robust plan to maintain and replace the bus fleet for school buses for many years. School buses ensure the safe transport of our students to and from school and for field trips and sporting events for most valued asset, students.  <b>Current Site Conditions:</b> While neither the Code of Virginia nor Virginia Department of Education set an age or mileage restriction on school buses, the industry standard is to replace school buses is between 12-15 years old and/or between 200,000-250,000 miles. Recall that bus model years are determined as the year ahead of the calendar year just like private automobiles. If we use the upper end of the industry standard with a proposal that begins in 2027, buses older than 2012 or buses with greater than 250,000 miles would be ready to be retired. Based on our 29 current buses in operation, this puts 14/29 (48%) of our buses out of compliance in 2027 even if we do not include two buses older than 2012 because they have low mileage. In addition, by the end of this five-year CIP cycle in 2031, an additional 8 buses (22/29) 76% of the current fleet will be out of compliance. This number also does not include two buses older than 2012 due to their low mileage.  <b>Plan:</b> This plan requests that funds be set aside for capital improvement in transportation over a five-year period to purchase at least one new bus each year for the next five years. We also included alternative plans with different funding structures due to the dire need to replace our aging bus fleet. Estimates for new and used buses are based on current quotes and were adjusted for the five-year period using a 3.7% increase each year for inflation.</p>	

<b>Years</b>	<b>Plan</b>	<b>Alt 1</b>	<b>Alt 2</b>	<b>Alt 3</b>
Year 1 (2026-2027)	1 New Bus \$155,550	1 New Bus \$155,550	1 New Bus \$155,550	2 Used Buses (26,962*2) \$53,924
Year 2 (2027-2028)	1 New Bus \$161,305	2 Used Buses (27,960*2) \$55,919	1 Used Bus \$27,960	1 New Bus \$161,305
Year 3 (2028-2029)	1 New Bus \$167,274	1 New Bus \$167,274	1 New Bus \$167,274	2 Used Buses (28,994*2) \$57,988
Year 4 (2029-2030)	1 New Bus \$173,463	2 Used Buses (30,067*2) \$60,134	1 Used Bus \$30,067	1 New Bus \$173,463
Year 5 (2030-2031)	1 New Bus \$179,881	1 New Bus \$179,881	1 New Bus \$179,881	2 Used Buses (31,179*2) \$62,359
Total New	5	3	3	2
Total Used	0	4	2	6
Total Buses	5	7	5	8
<b>Estimated Total Cost</b>	<b>\$837,473</b>	<b>\$618,758</b>	<b>\$560,732</b>	<b>\$509,039</b>
<b>Total Cost Per Year</b>	<b>\$167,495</b>	<b>\$123,752</b>	<b>\$112,146</b>	<b>\$101,808</b>
<b>Added maintenance Cost Over 5 Years</b>	<b>\$849,973</b>	<b>\$648,258</b>	<b>\$579,232</b>	<b>\$537,137</b>
<p><b>4) Project Justification (includes ramifications if project is not implemented):</b>  The current bus fleet is comprised of 29 buses with varying ages and logged mileage. The last new bus purchased by the School Division was in the spring of 2023 (FY23). Student safety is the number one priority of the School Division. Continued safe bus transportation for students is contingent on replacement of an ageing bus fleet. Our current bus fleet will be between 48-76% out of industry compliance over the next five years. Our students and their safety are our most valuable asset.</p>				
<p><b>5) Cost (includes staffing needs, annual O&amp;M requirements, planning/ engineering, equipment/ furniture, acquisition, construction)</b>  All buses require preventative maintenance as well as attention to any unforeseen repairs. In the past, repairs have been as minimal as a broken tail light up to replacing an entire engine. The industry calculation for preventative maintenance of diesel school buses is \$5,500 per year. This amount would include things like tires, belts, breaks, oil changes, etc. We calculate that new buses should require less maintenance in their first 1-5 years of service, perhaps closer to \$2,500. These costs <b>do not</b> include unforeseen repairs. The current budget for maintenance and repairs is \$128,000, but a realistic number for the current fleet of 29 buses is \$150,500 (26*\$5,500+3*2,500). This is an important consideration because purchasing used buses will increase repair and maintenance costs while purchasing new buses will lower that cost over a five-year period. We also anticipate more “unforeseen” issues with used buses over new buses.</p>				

Lastly, used buses will be in the range of replacement based on industry standards more quickly than new buses.

**6) Funding Source(s)**

Current Revenue: See below  
 Revenue Bond:  
 General Obligation Bond:  
 Capital Reserve Fund:

Grant (Type):  
 Loan (Type):  
 Special Assessment:  
 Other:

	<b>Plan</b>	<b>Alt 1</b>	<b>Alt 2</b>	<b>Alt 3</b>
Total 5 YR Cost	\$837,473	\$618,758	\$560,732	\$509,039
Total 5YR SD Share	-\$525,000	-\$525,000	-\$525,000	-\$525,000
Total 5 YR Capital Need	\$312,473	\$93,758	\$35,732	<
Mean Capital Cost Per Year	\$62,495	\$18,752	\$7,146	<

**Requestor:**

**Date:**

**Planning Commission Meeting Date/ Time:**

**Planning Commission Comments:**

Northumberland County Draft Capital Improvement Program Project Form

1) <b>Office/ Department:</b> Northumberland County Public Schools – Department of Operations and Maintenance	
2) <b>Project Title:</b> Well Abandonment and Replacement by 2035.	
<p>3) <b>Project Description:</b></p> <p><b>Background:</b> The water wells that service Northumberland County Elementary, Middle and High Schools are on a nine-year abandonment/ replacement cycle. In spring of 2026, Northumberland County Public Schools is working to abandon one well which is required by the permit from the Department of Environmental Quality (DEQ). Luckily, in the permit cycle ending in 2026 we are working to abandon one of the two current functioning wells and to use the other pre-existing well to service all three schools. In the 2035 cycle of the permit however, we will have to abandon the one current well and to dig a new well to service all the school buildings with fresh water. This project has a very large projected cost, so this proposal requests capital fund set-aside for the next <b>nine years</b>, the first five of which are outlined in this proposal.</p> <p><b>Current Site Conditions:</b> After the successful abandonment of one of the two current wells on the site, we will use only one well to supply water to all three schools. At the end of the nine-year cycle, this well will need to be abandoned as well, and having no other pre-existing well, a new well will need to be dug.</p> <p><b>Plan:</b> This plan requests set-aside for adequate funding to fund the abandonment and digging of a new well before the year 2035. The School Division agrees to apply for funding including DEQ grants to offset this cost, but these grants cannot be applied for until the year prior to construction and are not guaranteed to be funded. Costs for this project will include a water needs assessment, engineer’s assessment, permits, digging of the new well, casing of the well, abatement/ abandonment of the old well, running new pipes/ pumps, a pressure tank, electrical hookup, etc. for the newly place water source, site preparation and cleanup, and any other affiliated expenses. Based on current assessments for this work and adjusted for inflation of 3.7% over the next nine years, the cost of the project in 2035 is projected to be \$1,039,475.</p> <ul style="list-style-type: none"> <li>• A capital improvement plan to continue this set aside will need to be devised in the next cycle to ensure adequate set aside of funds.</li> </ul>	

Years	Revenue Set Aside Plan
Year 1 (2026-2027)	\$99,437
Year 2 (2027-2028)	\$103,116
Year 3 (2028-2029)	\$106,931
Year 4 (2029-2030)	\$110,888
Year 5 (2030-2031)	\$114,991
<b>Total First 5 Years</b>	<b>\$535,363</b>
Projected Total Savings Plan for Years 2032-2035 *	\$504,113
<b>Total Saved by 2035</b>	<b>\$1,039,477</b>

<p><b>4) Project Justification (includes ramifications if project is not implemented):</b>  Well abandonment and replacement is mandated by the DEC. Failure to replace the well will result in non-compliance, fines, and eventually a possible shutdown of the well and therefore the facilities served by the well.</p>									
<p><b>5) Cost (includes staffing needs, annual O&amp;M requirements, planning/ engineering, equipment/ furniture, acquisition, construction)</b>  The costs are outlined above, but this is a projection for a project to be executed nine-years from today. The costs are approximate, but this capital set aside plan will prepare the County and the School Division for the eventual price of this major capital project.</p>									
<p><b>6) Funding Source(s)</b></p> <table border="0" style="width: 100%;"> <tr> <td style="width: 50%;">Current Revenue:</td> <td style="width: 50%;">Grant (Type):</td> </tr> <tr> <td>Revenue Bond:</td> <td>Loan (Type):</td> </tr> <tr> <td>General Obligation Bond:</td> <td>Special Assessment:</td> </tr> <tr> <td>Capital Reserve Fund:</td> <td>Other:</td> </tr> </table>	Current Revenue:	Grant (Type):	Revenue Bond:	Loan (Type):	General Obligation Bond:	Special Assessment:	Capital Reserve Fund:	Other:	
Current Revenue:	Grant (Type):								
Revenue Bond:	Loan (Type):								
General Obligation Bond:	Special Assessment:								
Capital Reserve Fund:	Other:								
<p><b>Requestor:</b></p> <p style="text-align: center;"><b>Date:</b></p> <p style="text-align: center;"><b>Planning Commission Meeting Date/ Time:</b></p> <p><b>Planning Commission Comments:</b></p>									







1235 Activity Dr.  
Suite B  
Vista, CA 92081

## Quotation

Number ABTQ19927  
Date Dec 8, 2025  
Expires Dec 26, 2025  
Terms NET 30

Prepared For	Ship To	Account Executive
Northumberland County Robert Headley rheadley@co.northumberland.va.us	Northumberland County Robert Headley 72 Monument Place Heathsville, VA 22473	Devan Bere (978) 604-7681 dbere@abtechtechnologies.com

Qty	Part No.	Description	Unit Price	Ext. Price
1	210-AXXJ	PowerStore 500T Dell Customer Racked		
1	370-AFXQ	192GB Appliance DIMM 96GB Per Node		
1	528-BTZK	PowerStore Base SW		
1	406-BBOO	25GBE OPTICAL 4 PORT CARD PAIR		
1	450-BBGJ	Dual 1450W (100-120V) Native LOW Line Lot 9 Power Supply		
1	343-BBMR	BASE UNIT CONFIG KIT		
1	384-BDZZ	Single Drive Failure 8+1		
1	876-3336	Dell Hardware Limited Warranty		
1	876-3702	Prosupport Plus Mission Critical 4-Hour 7x24 Onsite Service with Emergency Dispatch 3 Years		
1	876-3704	Prosupport Plus Mission Critical 4-Hour 7x24 Onsite Service with Emergency Dispatch 2 Years Extended		
1	876-3707	Prosupport Plus Mission Critical 7x24 Technical Support and Assistance 5 Years		
1	955-9041	Dell Hardware Limited Warranty Plus On Site Service Extended Year		
1	886-6573	ProDeploy Plus PowerStore 5XX T		
13	400-BGGI	P1 25X2.5 NVME SED SSD 1.92TB		
4	407-BCGB	25GBE OPTICAL SFP PAIR		
1	450-AIOH	C19 PWRCORD PAIR NEMA5-15 125V 10A 2Metr		
13	828-4829	ProSupport Plus: Mission Critical 4-Hour 7x24 On-Site Low Capacity SSD Add-On, 5 Years		
<b>SubTotal</b>				<b>\$103,316.02</b>
1	210-ATXO	AppSync for PowerStore		
1	900-9997	On-Site Installation Declined		
1	828-5766	ProSupport for AppSync Starter Pack Software Support Contract 3 Years		
1	528-BYHF	AppSync Str Pk for PowerStore=CB		
1	828-5722	ProSupport for AppSync Starter Pack Software Support Maintenance 3 Years		
<b>SubTotal</b>				<b>\$0.01</b>
8	470-ACMO	Dell Networking OM4 LC - LC Fiber Optic Cable (Optics Required) - 3meter	\$109.00	\$872.00

SubTotal:	\$104,188.03
*Tax:	\$2,808.41
*Shipping:	\$0.00
<b>Total:</b>	<b>\$106,996.44</b>

**\*Taxes and shipping are an estimate and may differ from the final invoice. Price reflects a cash discount. To use an alternative payment method, contact your account executive.**

Any order based on the above quotation, statement of work, or proposal is subject to Abtech's Terms and Conditions of Sale ("Terms") effective the date of execution of order and are incorporated by reference as if fully set herein as a full and binding part of the order. Terms are available at: <http://www.abtechtechnologies.com/s/Abtech-terms-and-conditions.pdf> and may be sent by mail or fax upon request. Client agrees to have read and intends to be bound by Abtech's Terms by executing an order with Abtech. Client agrees that the order is executed when (a) both parties physically or digitally sign an agreement; (b) both parties (or optionally Client only at Abtech's discretion) electronically sign via a purchasing portal or website an order; or (c) Abtech accepts a transactional document (eg. purchase order, purchase requisition, etc.) that explicitly reference the quotation, Service Order, proposal, Agreement, or Addendum and terms and conditions thereof. Abtech limits acceptance to the Terms and objects to any additional or different terms in the Purchase order or other forms of acceptance. Some products and services, including but not limited to maintenance, StorTrust, hosting, and managed services have an additional Master Service Agreement ("MSA") and service specific Addendum which are in addition to Abtech's Terms and are likewise incorporated by reference as if fully set herein as a full and binding part of the order. By purchasing and using the StorTrust S3 Cloud Archive, Client unconditionally agrees to the StorTrust S3 Cloud Archive Agreement located at <https://www.abtechtechnologies.com/s/StorTrust-Cloud-Archive-Agreement.pdf>



## Your quote is ready for purchase.

Complete the purchase of your personalized quote through our secure online checkout before the quote expires on **Dec. 12, 2025**.

You can download a copy of this quote during checkout.

[Place your order](#)

<b>Quote Name:</b>	<b>NorthumberlandBudgetary</b>	Sales Rep	Leah Downey
<b>Quote No.</b>	<b>3000196277600.1</b>	Phone	1(800) 4563355, 6183828
<b>Total</b>	<b>\$78,763.35</b>	Email	Leah.Downey@Dell.com
Customer #	1157540	<b>Billing To</b>	ROBERT HEADLY
Quoted On	Nov. 12, 2025		NORTHUMBERLAND COUNTY
Expires by	Dec. 12, 2025		PO BOX 129
	Information Technology		HEATHSVILLE, VA 22473-0129
Contract Name	Hardware and Maintenance		
	Contract		
Contract Code	C000000614001		
Customer Agreement #	VA-190822-DELL		
Solution ID	20930079.2		

### Message from your Sales Rep

Please use the Order button to securely place the order with your preferred payment method online. You may contact your Dell sales team if you have any questions. Thank you for shopping with Dell.

Regards,  
Leah Downey

### Shipping Group

<b>Shipping To</b>	<b>Shipping Method</b>
ROBERT HEADLEY NORTHUMBERLAND COUNTY 72 MONUMENT PL HEATHSVILLE, VA 22473-3336 (804) 580-7666	Standard Delivery


Product	Unit Price	Quantity	Subtotal
PowerEdge R6725 - [AMER_R6725_18631]	\$26,254.45	3	\$78,763.35

---

Subtotal:	\$78,763.35
Shipping:	\$0.00
Non-Taxable Amount:	\$78,763.35
Taxable Amount:	\$0.00
Estimated Tax:	\$0.00

---

Total: \$78,763.35



Accelerate the power  
of AI for your data

Take the first step in achieving  
Generative AI success

[Learn More](#)

## Shipping Group Details

### Shipping To

ROBERT HEADLEY  
NORTHUMBERLAND COUNTY  
72 MONUMENT PL  
HEATHSVILLE, VA 22473-3336  
(804) 580-7666

### Shipping Method

Standard Delivery

	Unit Price	Quantity	Subtotal
<b>PowerEdge R6725 - [AMER_R6725_18631]</b>	<b>\$26,254.45</b>	<b>3</b>	<b>\$78,763.35</b>

Estimated delivery if purchased today:

Dec. 15, 2025

Contract # C000000614001

Customer Agreement # VA-190822-DELL

Description	SKU	Unit Price	Quantity	Subtotal
PowerEdge R6725 Server	210-BNNF	-	3	-
2.5" Chassis with 8 Universal Drive Slots (SAS/SATA/NVMe), Front PERC12	321-BLDT	-	3	-
AMD EPYC 9175F 4.20GHz, 16C/32T, 512 Cache (320W) DDR5-6400	338-CRRN	-	3	-
AMD EPYC 9175F 4.20GHz, 16C/32T, 512 Cache (320W) DDR5-6400	338-CRRN	-	3	-
Additional Processor Selected	379-BDCO	-	3	-
Heatsink for 2 CPU Configuration (CPU greater than 240W)	412-BBKW	-	3	-
Perfect sealing with foam	750-BBPB	-	3	-
Performance Optimized	370-AHLL	-	3	-
6400MT/s RDIMMs	370-BCCX	-	3	-
Unconfigured RAID	780-BCDS	-	3	-
PERC H965i Controller, Front, DCMHS	403-BDMY	-	3	-
Performance BIOS Settings	384-BBBL	-	3	-
UEFI BIOS Boot Mode with GPT Partition	800-BBDM	-	3	-
PowerEdge 1U High Performance Silver Fan	384-BDQL	-	3	-
Dual,Redundant(1+1),Hot-PlugMHSPowerSupply,1500WMM(100-240Vac)Titanium	450-BCXC	-	3	-
Riser Config 5, 2 x16 LP Slots (Gen5), 2nd OCP	330-BCWF	-	3	-
PowerEdge R6725 Motherboard V2, MX	329-BLHQ	-	3	-
Rear Filler Blank for BOSS/OCP	470-BCHM	-	3	-
No Cables Required	470-AEYU	-	3	-
Dell Luggage Tag, R6725	321-BLDV	-	3	-
PowerEdge 1U Standard Bezel	325-BFXB	-	3	-
BOSS-N1 controller card + with 2 M.2 480GB (RAID 1) (22x80)	403-BDMM	-	3	-
VMware ESXi NFI (License Not Included)	634-BJCK	-	3	-
No Media Required	605-BBFN	-	3	-
Secure Enterprise Key Manager License 3.0	634-CSHS	-	3	-
Secured Component Verification	634-CSHT	-	3	-
iDRAC10, Enterprise 17G	634-CSHY	-	3	-

Dell Connectivity Client - Disabled	379-BFXT	-	3	-
Dell Connectivity Module 17G	634-CZRP	-	3	-
Blank Left Ear Module	350-BCYJ	-	3	-
iDRAC Legacy Password for OCP cards	379-BETF	-	3	-
Cable Management Arm	770-BDMT	-	3	-
ReadyRails Sliding Rails (A15)	770-BECD	-	3	-
PowerEdge Shipping	340-DNSW	-	3	-
PowerEdge R6725 Shipping	340-DRZT	-	3	-
PowerEdge 1U Shipping Material	340-DNSY	-	3	-
PowerEdge No CCC, No CE Label Marking	389-FHHY	-	3	-
No Cables Required	470-AEYU	-	3	-
Dell Hardware Limited Warranty Plus Onsite Service	713-2592	-	3	-
ProSupport Next Business Day Onsite Service After Problem Diagnosis 5 Years	713-2617	-	3	-
ProSupport 7x24 Technical Support and Assistance 5 Years	713-2627	-	3	-
Thank you choosing Dell ProSupport. For tech support, visit <a href="http://www.dell.com/support">//www.dell.com/support</a> or call 1-800- 945-3355	989-3439	-	3	-
On-Site Installation Declined	900-9997	-	3	-
64GB RDIMM, 6400MT/s, Dual Rank	370-BCCZ	-	24	-
480GB SSD SATA Read Intensive 6Gbps 512e 2.5in Hot-plug AG Drive, 1 DWPD	400-AXTV	-	6	-
Power Cord - NEMA 5-15P to C13, 3M, 125V, 15A (North America, Guam, North Marianas, Philippines, Samoa, Vietnam)	450-AALV	-	6	-
Broadcom 57412 Quad Port 10GbE Base-T adapter, OCP 3.0 NIC +Sec	540-BFPS	-	3	-

<b>Subtotal:</b>	<b>\$78,763.35</b>
<b>Shipping:</b>	<b>\$0.00</b>
<b>Estimated Tax:</b>	<b>\$0.00</b>
<b>Total:</b>	<b>\$78,763.35</b>

## Important Notes

---

### Terms of Sale

This Quote will, if Customer issues a purchase order for the quoted items that is accepted by Supplier, constitute a contract between the entity issuing this Quote ("Supplier") and the entity to whom this Quote was issued ("Customer"). Unless otherwise stated herein, pricing is valid for thirty days from the date of this Quote. All products, pricing, and other information is based on the latest information available and is subject to change for any reason, including but not limited to tariffs imposed by government authorities. Supplier reserves the right to cancel this Quote and Customer purchase orders arising from pricing errors. Taxes and/or freight charges listed on this Quote are only estimates. The final amounts shall be stated on the relevant invoice. Additional freight charges will be applied if Customer requests expedited shipping. Please indicate any tax exemption status on your purchase order and send your tax exemption certificate to [Tax\\_Department@dell.com](mailto:Tax_Department@dell.com) or [ARSalesTax@emc.com](mailto:ARSalesTax@emc.com), as applicable.

**Governing Terms:** This Quote is subject to: (a) a separate written agreement between Customer or Customer's affiliate and Supplier or a Supplier's affiliate to the extent that it expressly applies to the products and/or services in this Quote or, to the extent there is no such agreement, to the applicable set of Dell's Terms of Sale (available at [www.dell.com/terms](http://www.dell.com/terms) or [www.dell.com/oemterms](http://www.dell.com/oemterms)), or for cloud/as-a-Service offerings, the applicable cloud terms of service (identified on the Offer Specific Terms referenced below); and (b) the terms referenced herein (collectively, the "Governing Terms"). Different Governing Terms may apply to different products and services on this Quote. The Governing Terms apply to the exclusion of all terms and conditions incorporated in or referred to in any documentation submitted by Customer to Supplier.

**Supplier Software Licenses and Services Descriptions:** Customer's use of any Supplier software is subject to the license terms accompanying the software, or in the absence of accompanying terms, the applicable terms posted on [www.Dell.com/eula](http://www.Dell.com/eula). Descriptions and terms for Supplier-branded standard services are stated at [www.dell.com/servicecontracts/global](http://www.dell.com/servicecontracts/global) or for certain infrastructure products at [www.dellemc.com/en-us/customer-services/product-warranty-and-service-descriptions.htm](http://www.dellemc.com/en-us/customer-services/product-warranty-and-service-descriptions.htm).

**Offer-Specific, Third Party and Program Specific Terms:** Customer's use of third-party software is subject to the license terms that accompany the software. Certain Supplier-branded and third-party products and services listed on this Quote are subject to additional, specific terms stated on [www.dell.com/offeringspecificterms](http://www.dell.com/offeringspecificterms) ("Offer Specific Terms").

**In case of Resale only:** Should Customer procure any products or services for resale, whether on standalone basis or as part of a solution, Customer shall include the applicable software license terms, services terms, and/or offer-specific terms in a written agreement with the end-user and provide written evidence of doing so upon receipt of request from Supplier.

**In case of Financing only:** If Customer intends to enter into a financing arrangement ("Financing Agreement") for the products and/or services on this Quote with Dell Financial Services LLC or other funding source pre-approved by Supplier ("FS"), Customer may issue its purchase order to Supplier or to FS. If issued to FS, Supplier will fulfill and invoice FS upon confirmation that: (a) FS intends to enter into a Financing Agreement with Customer for this order; and (b) FS agrees to procure these items from Supplier. Notwithstanding the Financing Agreement, Customer's use (and Customer's resale of and the end-user's use) of these items in the order is subject to the applicable governing agreement between Customer and Supplier, except that title shall transfer from Supplier to FS instead of to Customer. If FS notifies Supplier after shipment that Customer is no longer pursuing a Financing Agreement for these items, or if Customer fails to enter into such Financing Agreement within 120 days after shipment by Supplier, Customer shall promptly pay the Supplier invoice amounts directly to Supplier.

Customer represents that this transaction does not involve: (a) use of U.S. Government funds; (b) use by or resale to the U.S. Government; or (c) maintenance and support of the product(s) listed in this document within classified spaces. Customer further represents that this transaction does not require Supplier's compliance with any statute, regulation or information technology standard applicable to a U.S. Government procurement.

For certain products shipped to end users in California, a State Environmental Fee will be applied to Customer's invoice. Supplier encourages customers to dispose of electronic equipment properly.

Electronically linked terms and descriptions are available in hard copy upon request.